



1.4.1 FEEDBACK SYSTEM


ALUMNI FEEDBACK ANALYSIS

ACADEMIC YEAR 2021-2022



St. Xavier's College - Jaipur

Affiliated to University of Rajasthan, Jaipur
Approved under Section 2(f) and 12(B) of UGC Act, 1956



GRADUATE ATTRIBUTES - ALUMNI FEEDBACK

Assessment of Attainment of POs and COs

Analysis Report 2021-22

The Graduate Attributes Feedback is collected from the students who have graduated and are now part of the Alumni of the college. Evaluating the effectiveness of our programs (POs) and courses offered (COs) is a pivotal aspect of our institution's performance indicators. Each department meticulously adhering to the institutional-level POs and COs of the courses that are featured on our college website. The institution tries to fulfill POs and COs through the introduction of specialized certificates and value-added courses, tailored to meet industry demands and employability.

SUMMARY

Table I Summary of Graduate Attribute Analysis


Parameters	Exceptionally Improved	Improved	No change
1. Do you think your subject knowledge increased during graduation?	34%	59%	7%
2. Did your reading habits improve during graduation?	22%	59%	19%
3. Did your technical skills improve during graduation?	34%	42%	24%
4. Did your participation in extracurricular activities help you to develop skills/ create better networking/ interpersonal relationships in college?	59%	33%	8%
5. Do you believe that you imbibed qualities to improve your character in college?	45%	47%	8%
6. Did participation in college activities improve your confidence?	51%	42%	7%
7. Did your level of social commitment improve due to participation in socially driven activities?	42%	46%	12%
8. Did you make friends that led to better career connections in life?	31%	58%	12%
9. Do you think that this degree improved your employability skills?	34%	51%	15%


Coordinator
IQAC



St. Xavier's College - Jaipur

Affiliated to University of Rajasthan, Jaipur
Approved under Section 2(f) and 12(B) of UGC Act, 1956



The graphs presented from Figure 1 to Figure 9 depict students' feedback regarding the curriculum based on specific questions outlined in Table 1 which summarizes the responses in percentage. The feedback gathered from alumni (using the questions below), regarding the current curriculum, unveils the following findings that warrant visual representation.

Figure 1 depicts the response to the question: 'Do you think your subject knowledge increased during graduation?' Among the students from different streams gave a response of 34% exceptionally improved and a very low level of the students no change, that is 7%.

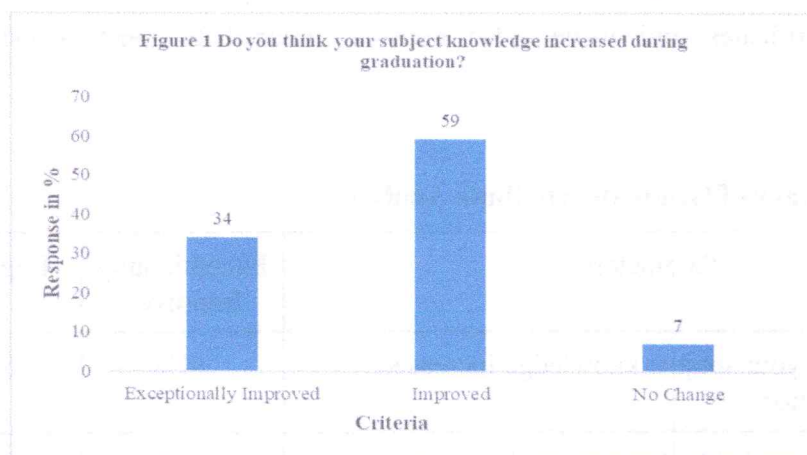
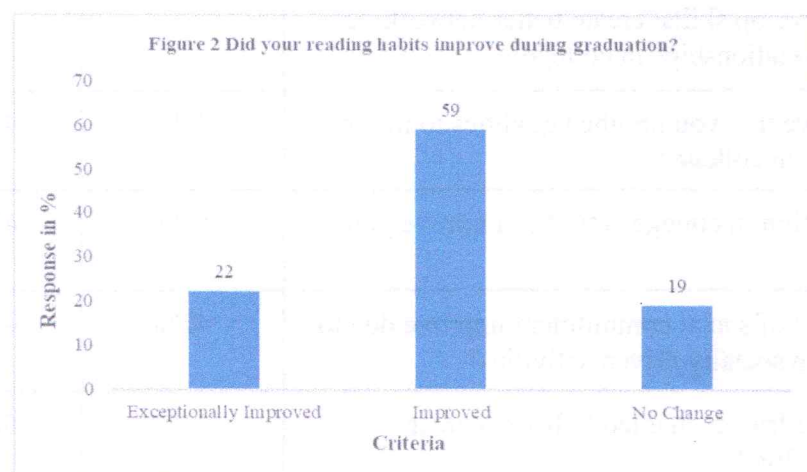


Figure 2 depicts the response to the question: 'Did your reading habits improve during graduation?' Among the students from different streams gave a response of 22% exceptionally improved and a very low level of the students no change, that is 19%.



Coordinator

IQAC
St. Xavier's College, Jaipur



St. Xavier's College - Jaipur

Affiliated to University of Rajasthan, Jaipur
Approved under Section 2(f) and 12(B) of UGC Act, 1956




Figure 5 depicts the response to the question: 'Do you believe that you imbibed qualities to improve your character in college?' Among the students from different streams gave a response of 45 % exceptionally improved and a very low level of the students no change, that is 8%.

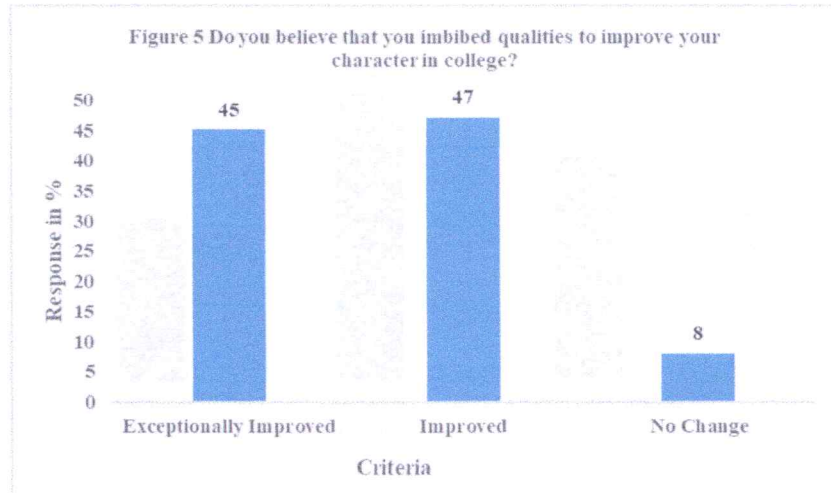
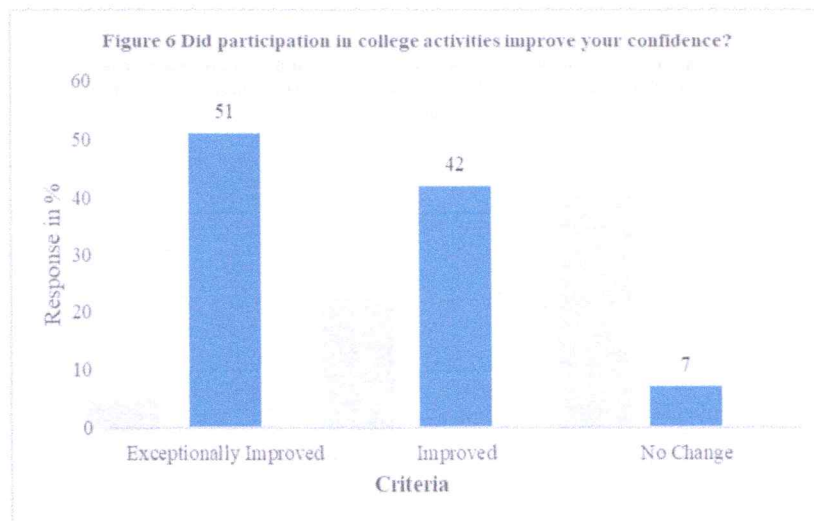


Figure 6 depicts the response to the question: 'Did participation in college activities improve your confidence?' Among the students from different streams gave a response of 51% exceptionally improved and a very low level of the students no change, that is 7%.



Coordinator
IQAC
St. Xavier's College, Jaipur



St. Xavier's College - Jaipur

Affiliated to University of Rajasthan, Jaipur
Approved under Section 2(f) and 12(B) of UGC Act, 1956




Figure 3 depicts the response to the question: 'Did your technical skills improve during graduation?' Among the students from different streams gave a response of 34% exceptionally improved and a very low level of the students no change, that is 24%.

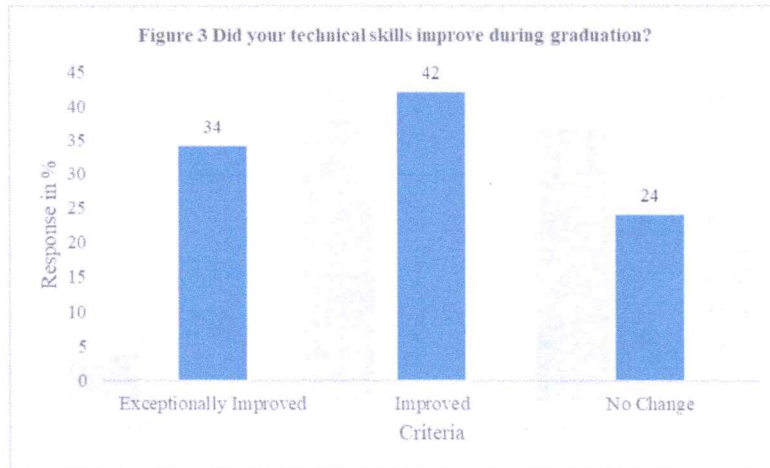
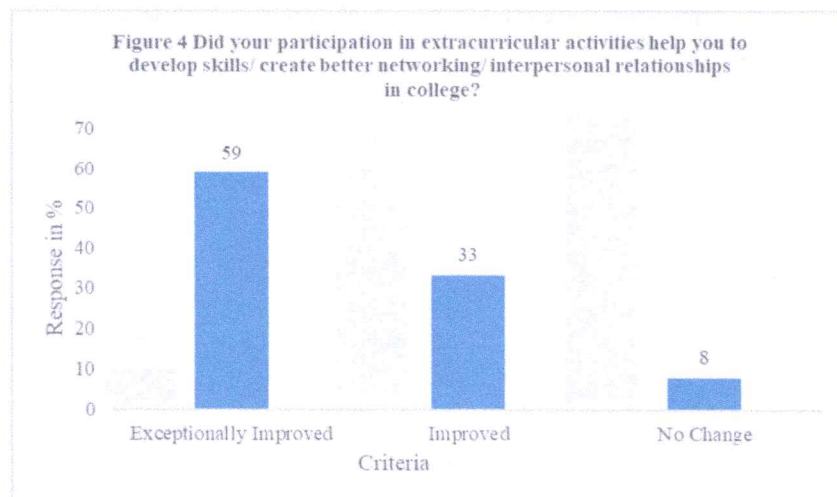


Figure 4 depicts the response to the question: 'Did your participation in extracurricular activities help you to develop skills/ create better networking/ interpersonal relationships in college?' Among the students from different streams gave a response of 59% exceptionally improved and a very low level of the students no change, that is 8%.



Coordinator

IQAC
St. Xavier's College, Jaipur



St. Xavier's College - Jaipur

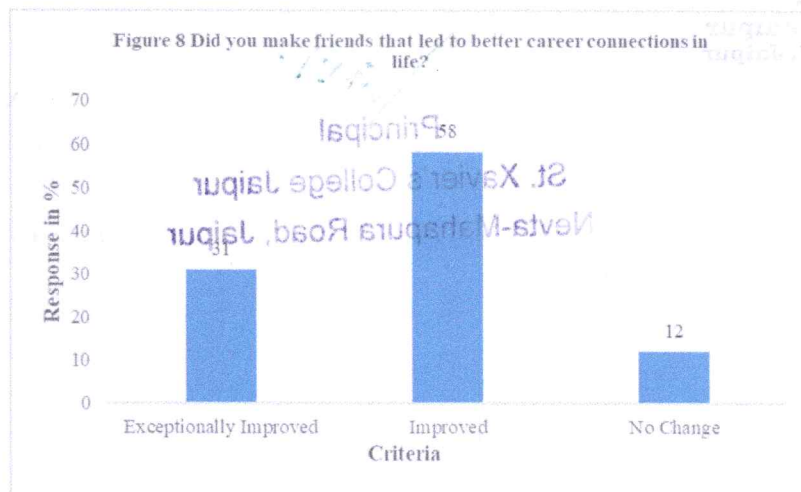
Affiliated to University of Rajasthan, Jaipur
Approved under Section 2(f) and 12(B) of UGC Act, 1956



Figure 7 depicts the response to the question: 'Did your level of social commitment improve due to participation in socially driven activities?' Among the students from different streams gave a response of 42% exceptionally improved and a very low level of the students no change, that is 12%.



Figure 8 depicts the response to the question: 'Did you make friends that led to better career connections in life?' Among the students from different streams gave a response of 31% exceptionally improved and a very low level of the students no change, that is 12%.



Coordinator
IQAC
St. Xavier's College, Jaipur



St. Xavier's College - Jaipur

Affiliated to University of Rajasthan, Jaipur
Approved under Section 2(f) and 12(B) of UGC Act, 1956


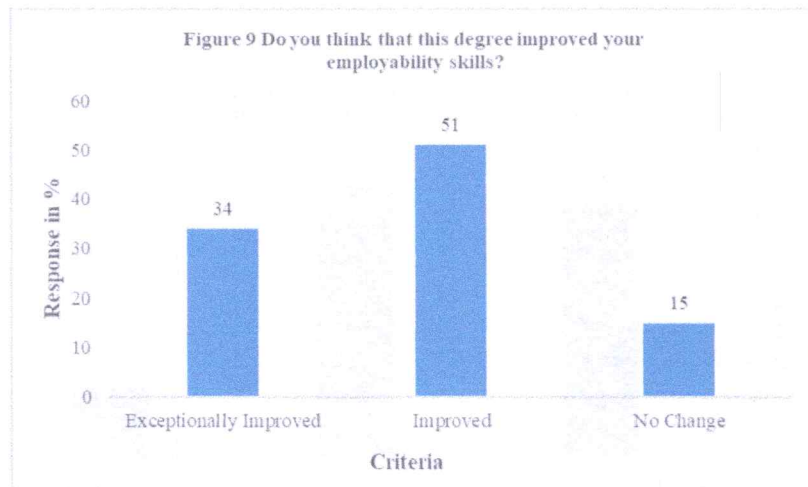


Figure 9 depicts the response to the question: 'Do you think that this degree improved your employability skills?' Among the students from different streams gave a response of 34% exceptionally improved and a very low level of the students no change, that is 15%.



[Signature]
Principal
PRINCIPAL

St. Xavier's College, Jaipur
Nevta, Mahapura Road, Jaipur
Date: 14/4/2022

Coordinator, IQAC

[Signature]

Principal

St. Xavier's College Jaipur
Nevta-Mahapura Road, Jaipur

[Signature]
14/4/22
Coordinator

IQAC

St. Xavier's College, Jaipur