



## 1.4.1 FEEDBACK SYSTEM


### ALUMNI FEEDBACK ANALYSIS

ACADEMIC YEAR 2022-2023



# St. Xavier's College Jaipur

Affiliated to University of Rajasthan, Jaipur  
Approved under Section 2(f) and 12(B) of UGC Act, 1956



## GRADUATE ATTRIBUTES- ALUMNI FEEDBACK

### Assessment of Attainment of POs and COs


#### Analysis Report 2022-23

The Graduate Attributes Feedback is collected from the students who have graduated and are now part of the Alumni of the college. Evaluating the effectiveness of our programs (POs) and courses offered (COs) is a pivotal aspect of our institution's performance indicators. Each department is meticulously adhering to the institutional-level POs and COs of the courses that are featured on our college website. The institution tries to fulfil POs and COs through the introduction of specialized certificates and value-added courses, tailored to meet industry demands and employability.

#### SUMMARY


**Table 1 Summary of feedback on graduate attribute**

Parameters	Exceptionally Improved	Improved	No change
1. Do you think your subject knowledge increased during graduation?	35%	63%	3%
2. Did your reading habits improve during graduation?	25%	59%	16%
3. Did your technical skills improve during graduation?	33%	48%	19%
4. Did your participation in extracurricular activities help you to develop skills/ create better networking/ interpersonal relationships in college?	50%	45%	5%
5. Do you believe that you imbibed qualities to improve your character in college?	36%	56%	8%
6. Did participation in college activities improve your confidence?	41%	48%	11%
7. Did your level of social commitment improve due to participation in socially driven activities?	36%	53%	11%
8. Did you make friends that led to better career connections in life?	44%	44%	12%
9. Do you think that this degree improved your employability skills?	28%	45%	27%



# St. Xavier's College Jaipur

Affiliated to University of Rajasthan, Jaipur  
Approved under Section 2(f) and 12(B) of UGC Act, 1956



The graphs presented from Figure 1 to Figure 9 depict students' feedback regarding the curriculum based on specific questions outlined in Table 1 which summarizes the responses in percentage. The feedback gathered from alumni (using the questions above), regarding the current curriculum, unveils the following findings that warrant visual representation.

Figure 1 depicts the response to the question: 'Do you think your subject knowledge increased during graduation?' Among the students from different streams gave a response of 35% exceptionally improved and a very low level of the students no change, that is 3%.

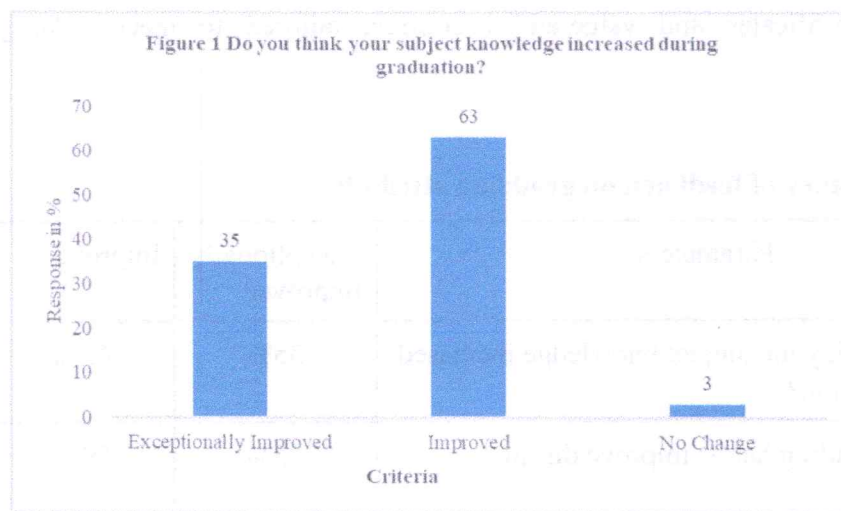
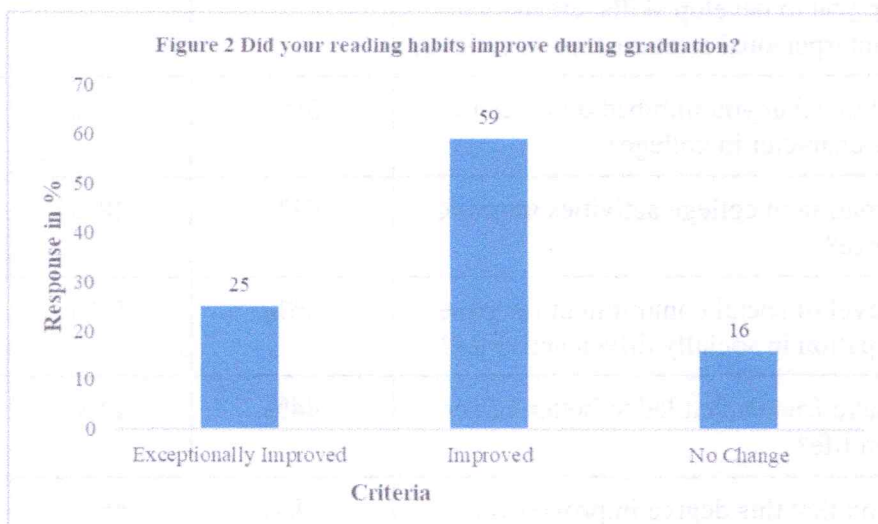


Figure 2 depicts the response to the question: 'Did your reading habits improve during graduation?' Among the students from different streams gave a response of 25% exceptionally improved and a very low level of the students no change, that is 16%.







## St. Xavier's College Jaipur

Affiliated to University of Rajasthan, Jaipur  
Approved under Section 2(f) and 12(B) of UGC Act, 1956




Figure 3 depicts the response to the question: 'Did your technical skills improve during graduation?' Among the students from different streams gave a response of 33% exceptionally improved and a very low level of the students no change, that is 19%.

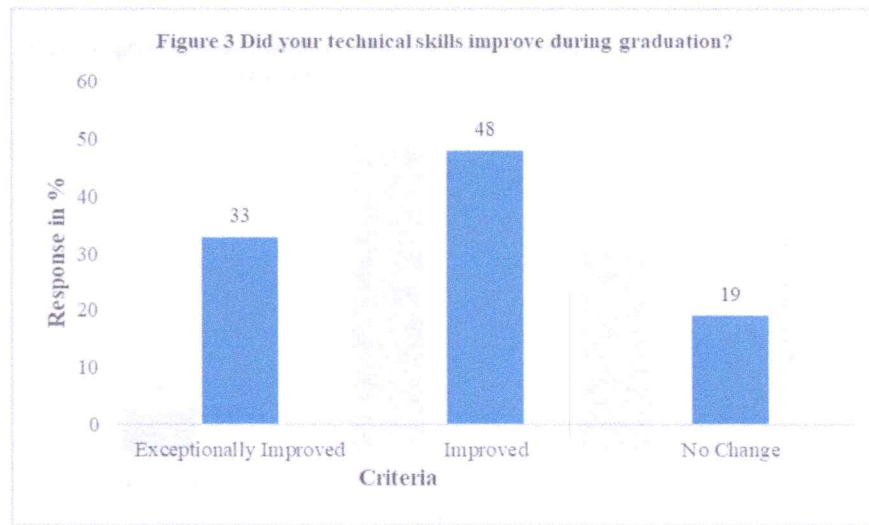
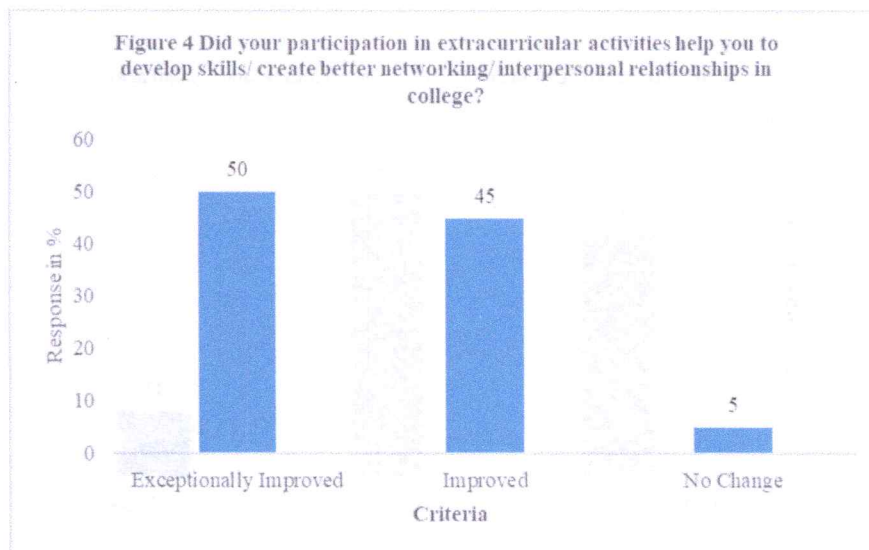



Figure 4 depicts the response to the question: 'Did your participation in extracurricular activities help you to develop skills/ create better networking/ interpersonal relationships in college?' Among the students from different streams gave a response of 49% exceptionally improved and a very low level of the students no change, that is 5%.





## St. Xavier's College Jaipur

Affiliated to University of Rajasthan, Jaipur  
Approved under Section 2(f) and 12(B) of UGC Act, 1956




Figure 5 depicts the response to the question: 'Do you believe that you imbibed qualities to improve your character in college?' Among the students from different streams gave a response of 36% exceptionally improved and a very low level of the students no change, that is 8%.

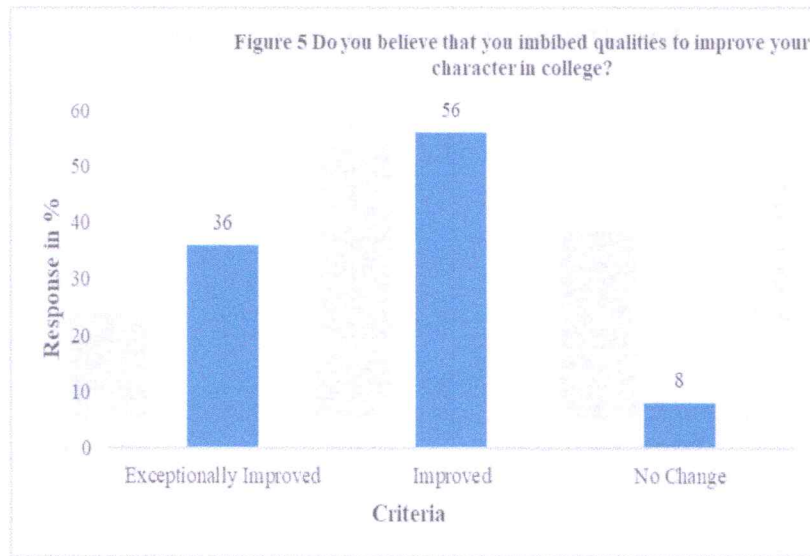
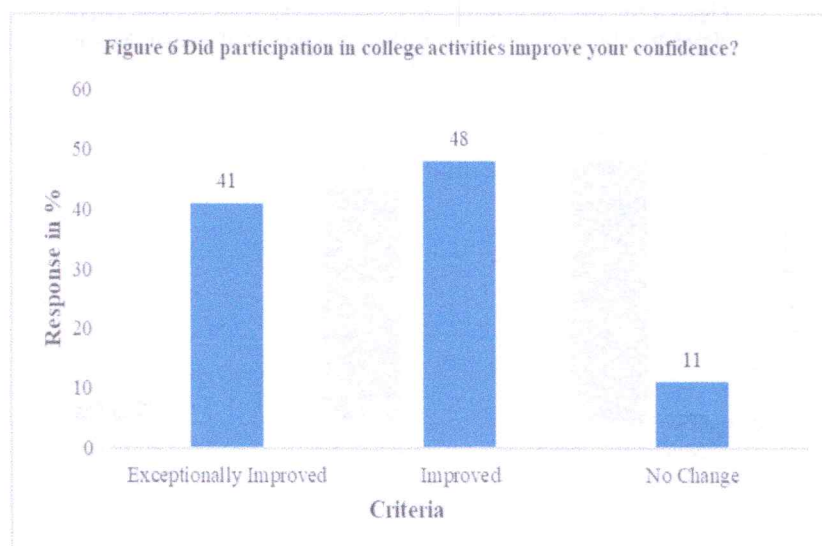


Figure 6 depicts the response to the question: 'Did participation in college activities improve your confidence?' Among the students from different streams gave a response of 41% exceptionally improved and a very low level of the students no change, that is 11%.





## St. Xavier's College Jaipur

Affiliated to University of Rajasthan, Jaipur  
Approved under Section 2(f) and 12(B) of UGC Act, 1956




Figure 7 depicts the response to the question: 'Did your level of social commitment improve due to participation in socially driven activities?' Among the students from different streams gave a response of 36% exceptionally improved and a very low level of the students no change, that is 11%.

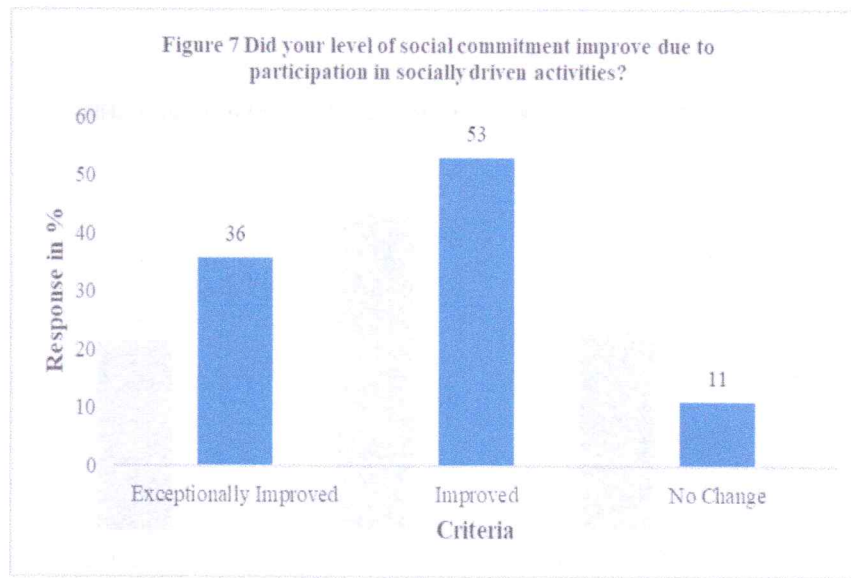
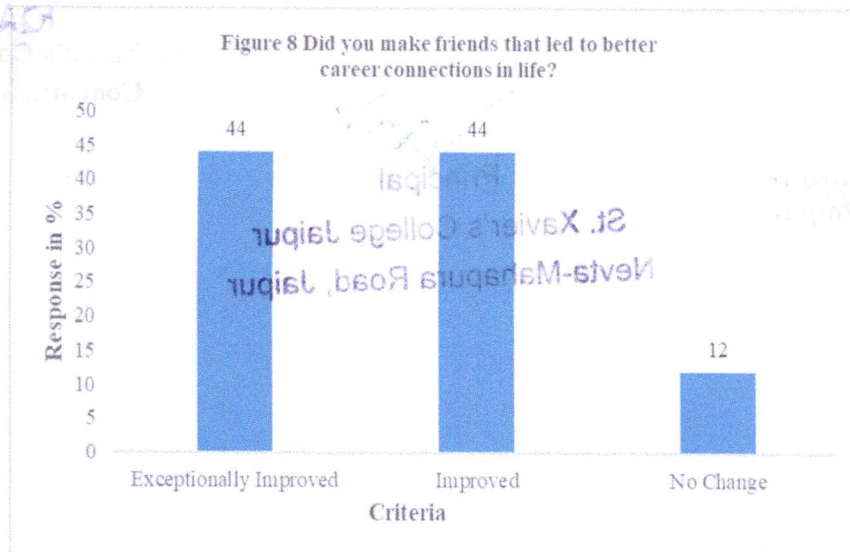


Figure 8 depicts the response to the question: 'Did you make friends that led to better career connections in life?' Among the students from different streams gave a response of 44% exceptionally improved and a very low level of the students no change, that is 12%.





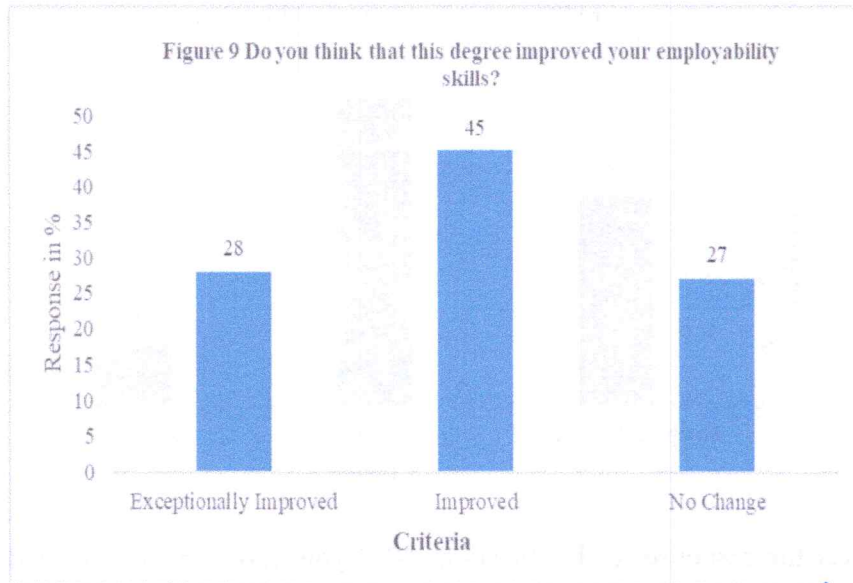


# St. Xavier's College Jaipur

Affiliated to University of Rajasthan, Jaipur  
Approved under Section 2(f) and 12(B) of UGC Act, 1956



Figure 9 depicts the response to the question: 'Do you think that this degree improved your employability skills?' Among the students from different streams gave a response of 28% exceptionally improved and a very low level of the students no change, that is 27%.



*[Signature]*  
Principal

Principal

St. Xavier's College, Jaipur  
Nevta-Mahapura Road, Jaipur

Date: 20/3/2023

*[Signature]*  
Principal

St. Xavier's College Jaipur  
Nevta-Mahapura Road, Jaipur

*[Signature]*  
Coordinator  
IQAC

St. Xavier's College, Jaipur  
Coordinator, IQAC