



1.4.1 FEEDBACK SYSTEM


STUDENT FEEDBACK ANALYSIS

ACADEMIC YEAR 2019-2020



St. Xavier's College, Jaipur

*Affiliated to University of Rajasthan, Jaipur
Approved under Section 2(f) and 12(B) of UGC Act, 1956*



TEACHING LEARNING FEEDBACK

Feedback Analysis Report

Academic Year 2019-2020

Introduction:

Assessing teacher effectiveness through student perceptions is a pivotal aspect of continuous improvement in higher education. The Teaching Learning Feedback Analysis employs a comprehensive four-point scale feedback system, providing a nuanced understanding of students' opinions on diverse parameters. Ranging from the meticulous preparation of teachers to the overall effectiveness of teaching methodologies, this analysis seeks to delve into the intricate facets of the teaching and mentoring process. By utilizing a structured feedback approach, the aim is to not only gauge satisfaction levels but to gain profound insights into students' perspectives. This process serves as a dynamic tool for institutions, offering a reflective lens through which the strengths and areas for improvement in teaching practices can be identified. Ultimately, this continuous feedback loop contributes to the refinement of teaching methodologies, fostering an environment conducive to holistic student development within the educational institution.

Summary

The analysis of teacher learning feedback reveals positive sentiments among students. Teachers are well-prepared for classes, exhibit effective communication, and actively promote opportunities like internships and field visits. The teaching and mentoring process supports cognitive, social, and emotional growth, providing multiple learning opportunities. The use of student-centric methods, encouragement in extracurricular activities, and efforts to develop soft skills are appreciated. However, there is a need to enhance the incorporation of ICT tools in teaching. Overall, student satisfaction with online teaching methodologies is notably high.



St. Xavier's College, Jaipur

*Affiliated to University of Rajasthan, Jaipur
Approved under Section 2(f) and 12(B) of UGC Act, 1956*




Table 1 Summary for Teacher Learning-Feedback Analysis

S. No.	Parameters	Response in %			
		Excellent	Very Good	Good	Average
1.	How well did the teacher prepare for the class?	55	43	0	2
2.	How well is the teacher able to communicate	55	43	2	0
3.	The teacher's approach to teaching can best be described as	25	72	3	0
4.	The teacher takes active interest in promoting internship, student exchange, and field visit opportunities for students.	20	78	0	2
5.	The teaching and mentoring process in your institution facilitates you in cognitive, social and emotional growth.	20	78	2	0
6.	The teacher provides multiple opportunities to learn and grow	25	73	2	0
7.	Teacher inform you about your expected competencies, course outcomes and programme outcomes.	28	70	2	0
8.	The teacher illustrates the concepts through examples and applications	42	58	0	0
9.	The teacher identifies your strengths and encourages you with providing right level of challenges	20	78	2	0
10.	Teacher is able to identify your weaknesses and help you to overcome them	12	88	0	0
11.	The teacher use student centric methods, such as experiential learning, participative learning and problem solving methodologies for enhancing learning	28	70	2	0
12.	Teacher encourages you to participate in extracurricular activities	20	78	2	0
13.	Whether the teacher makes effort to inculcate soft skills, life skills and employability skills to make you ready for the world of work	25	73	2	0
14.	Whether the teacher uses ICT tools such as LCD projector, Multimedia, etc. while teaching.	20	45	35	0
15.	Rate your satisfaction level with regard to overall online teaching methodology?	35	63	2	0
16.	Mark the overall grading of teacher	23	75	2	0
17.	In my opinion, the main weakness of this professor in teaching this course is:				



St. Xavier's College, Jaipur

Affiliated to University of Rajasthan, Jaipur
Approved under Section 2(f) and 12(B) of UGC Act, 1956



18.	In my opinion, this instructor's teaching would improve appreciably if:	
-----	---	--

The following graphical representations show about a pictorial representation of 'Teacher Learning Feedback Analysis'. The X-axis represents response (in percentage) and the Y-axis specifies types of feedback criteria.

Figure 1 illustrates the findings from the analysis of teachers' learning feedback regarding How well did the teacher prepare for the class. Among the students from different streams, 55% considered it excellent, and at a very low level of the students that is 2% considered it average.

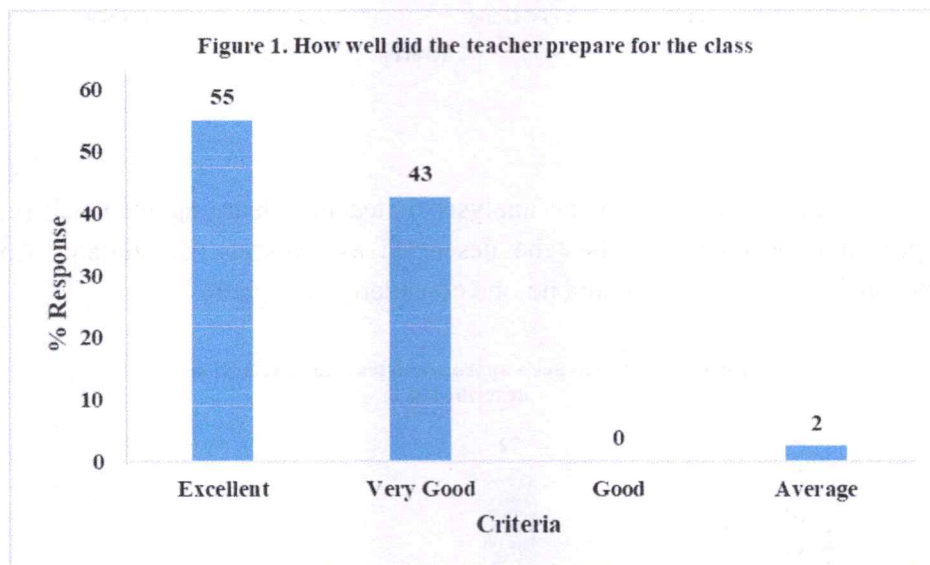


Figure 2 illustrates the findings from the analysis of teachers learning feedback regarding How well is the teacher able to communicate. Among the students from different streams, 55% considered it excellent, and no one considered it average.



St. Xavier's College, Jaipur

Affiliated to University of Rajasthan, Jaipur
Approved under Section 2(f) and 12(B) of UGC Act, 1956

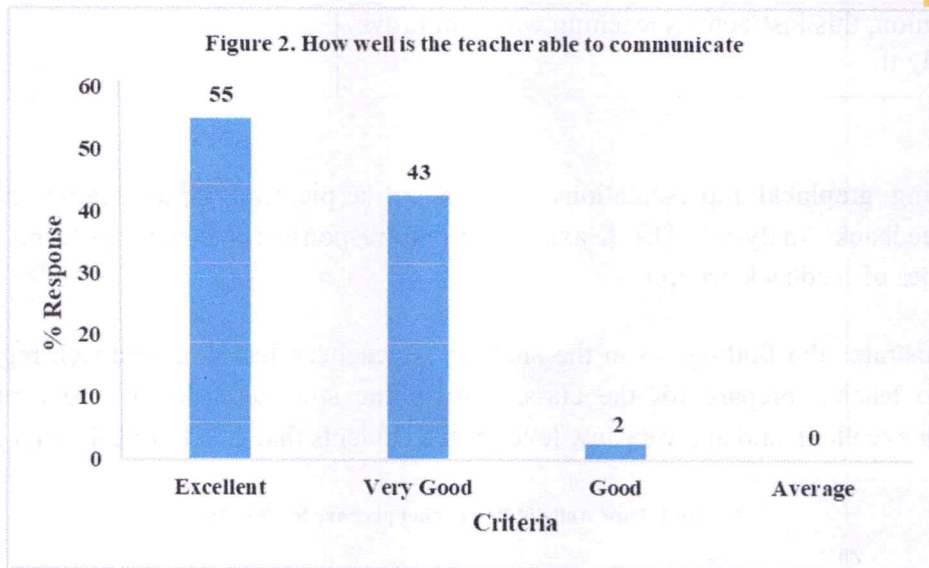


Figure 3 illustrates the findings from the analysis of teachers learning feedback regarding The teacher's approach to teaching can best be described as. Among the students from different streams, 25% considered it excellent, and no one considered it average.

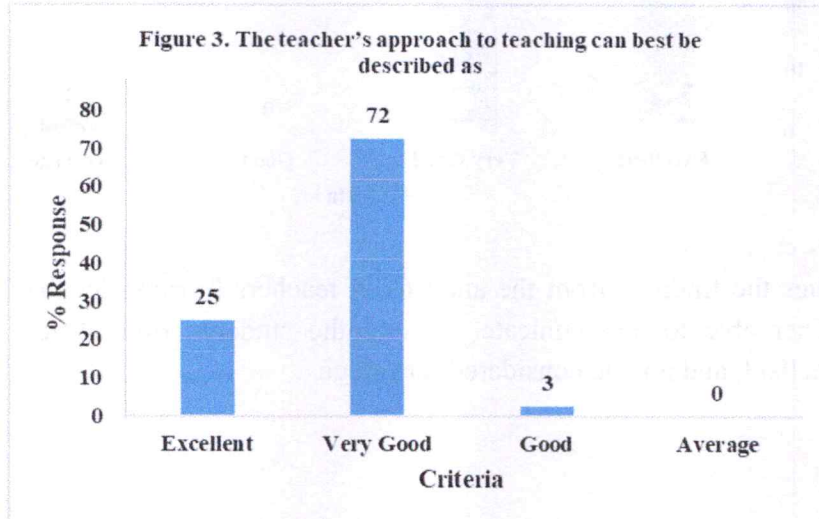


Figure 4 illustrates the findings from the analysis of teachers learning feedback regarding The teacher takes active interest in promoting internship, student exchange, and field visit opportunities for students. Among the students from different streams, 20% considered it excellent, and at a very low level of the students that is 2% considered it average.



St. Xavier's College, Jaipur

Affiliated to University of Rajasthan, Jaipur
Approved under Section 2(f) and 12(B) of UGC Act, 1956

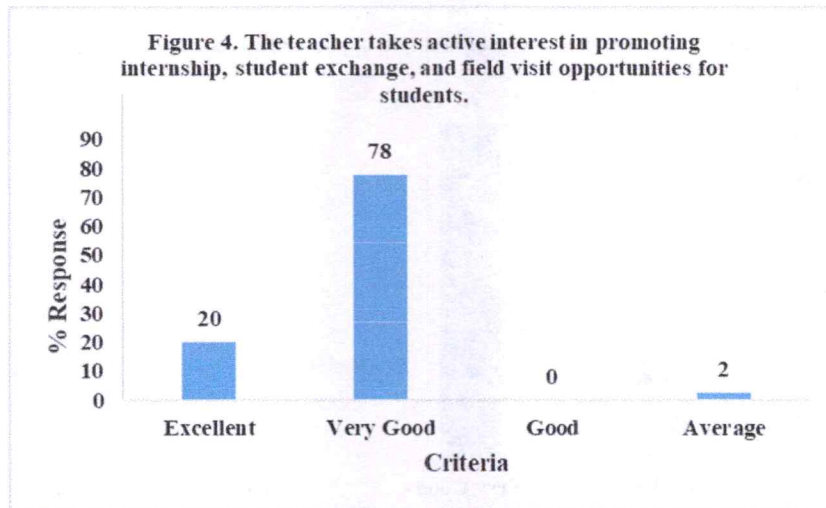



Figure 5 illustrates the findings from the analysis of teachers learning feedback regarding The teaching and mentoring process in your institution facilitates you in cognitive, social and emotional growth. Among the students from different streams, 20 % considered it excellent, and no one considered it average.

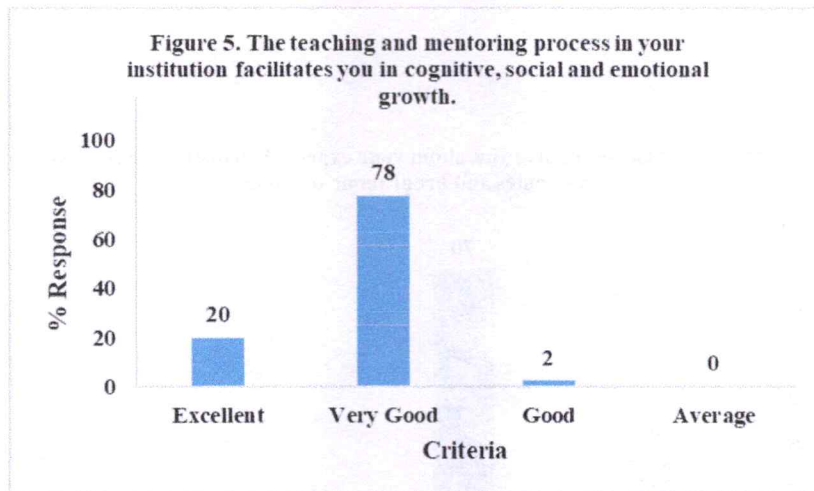


Figure 6 illustrates the findings from the analysis of teachers learning feedback regarding The teacher provides multiple opportunities to learn and grow. Among the students from different streams, 25% considered it excellent, and no one considered it average.



St. Xavier's College, Jaipur

Affiliated to University of Rajasthan, Jaipur
Approved under Section 2(f) and 12(B) of UGC Act, 1956

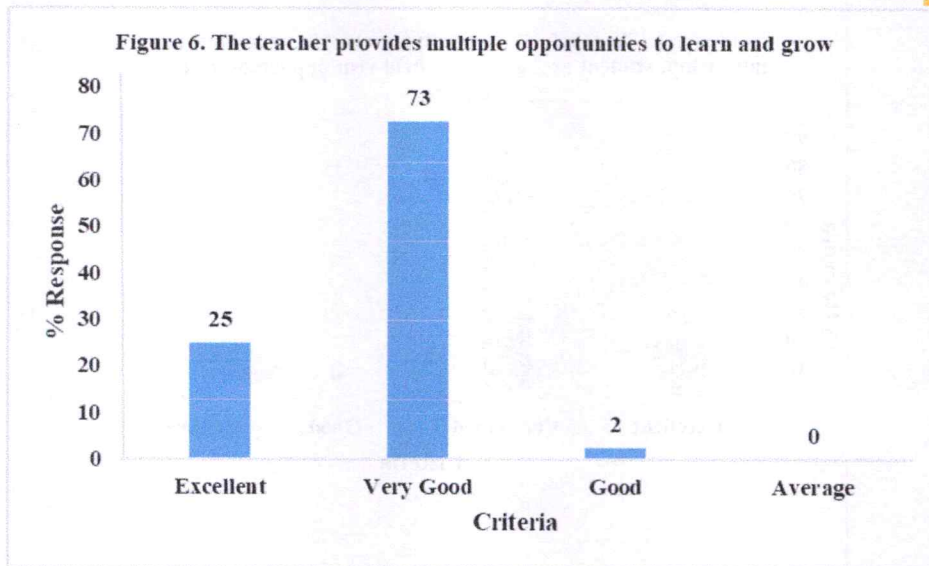

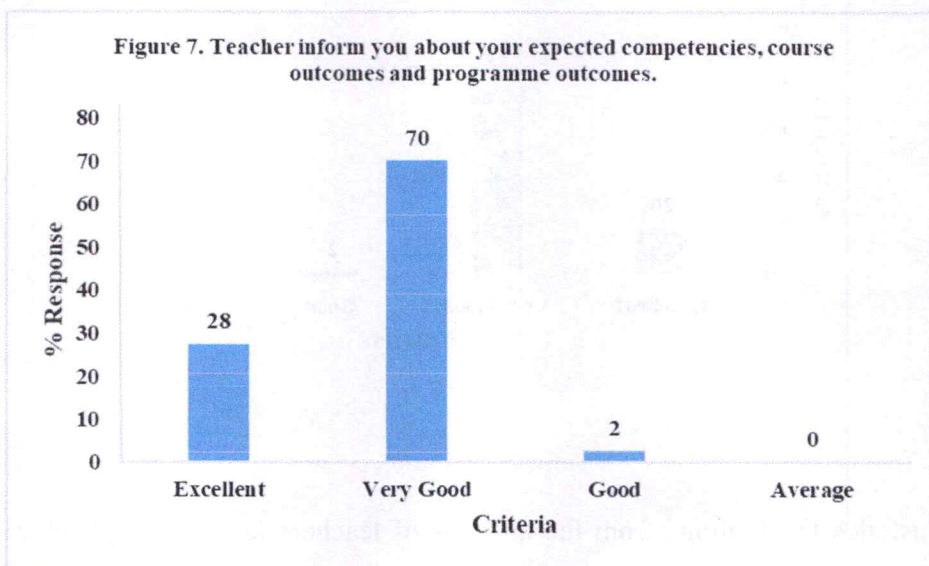


Figure 7 illustrates the findings from the analysis of teachers learning feedback regarding Teacher inform you about your expected competencies, course outcomes and programme outcomes. Among the students from different streams, 28 % considered it excellent, and no one considered it average.





St. Xavier's College, Jaipur

Affiliated to University of Rajasthan, Jaipur
Approved under Section 2(f) and 12(B) of UGC Act, 1956




Figure 8 illustrates the findings from the analysis of teachers learning feedback regarding The teacher illustrates the concepts through examples and applications. Among the students from different streams, 42 % considered it excellent, and no one considered it average.

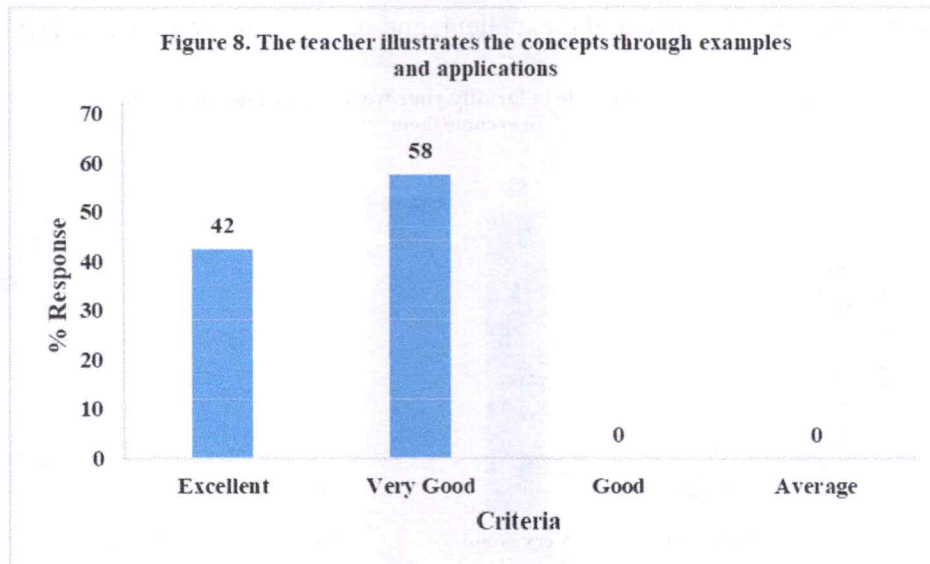
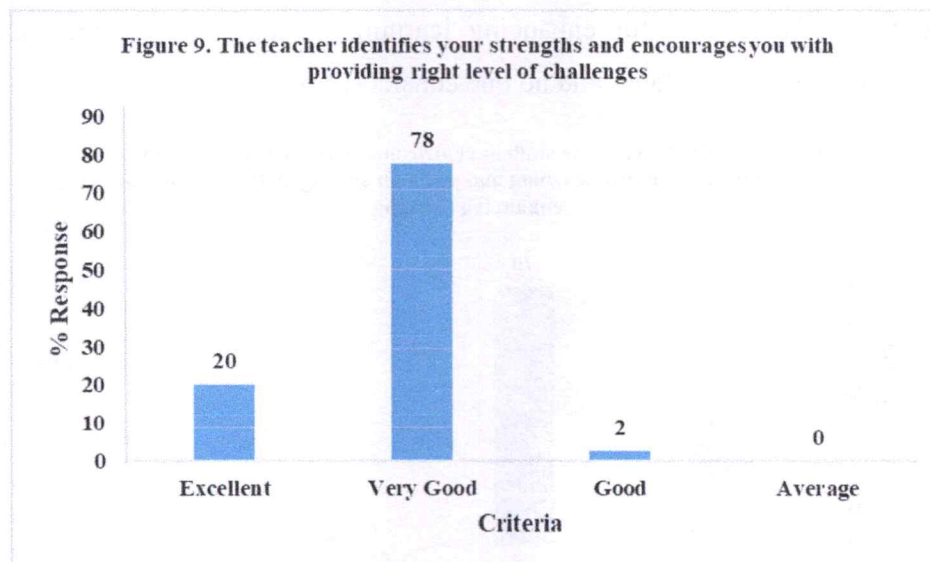


Figure 9 illustrates the findings from the analysis of teachers learning feedback regarding the teacher identifies your strengths and encourages you with providing right level of challenges. Among the students from different streams, 20 % considered it excellent, and no one considered it average.





St. Xavier's College, Jaipur

Affiliated to University of Rajasthan, Jaipur
Approved under Section 2(f) and 12(B) of UGC Act, 1956



Figure 10 illustrates the findings from the analysis of teachers learning feedback regarding Teacher is able to identify your weaknesses and help you to overcome them. Among the students from different streams, 12% considered it excellent, and no one considered it average.

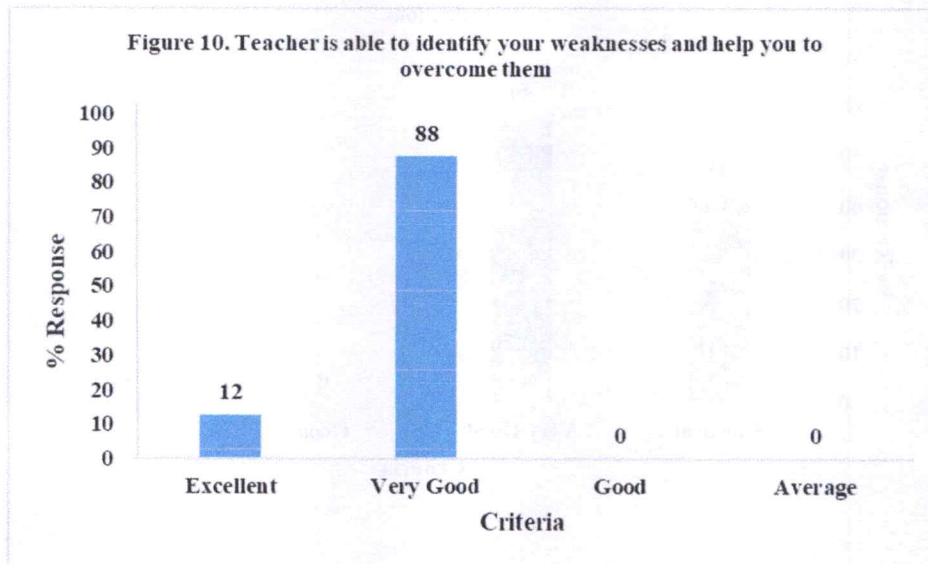
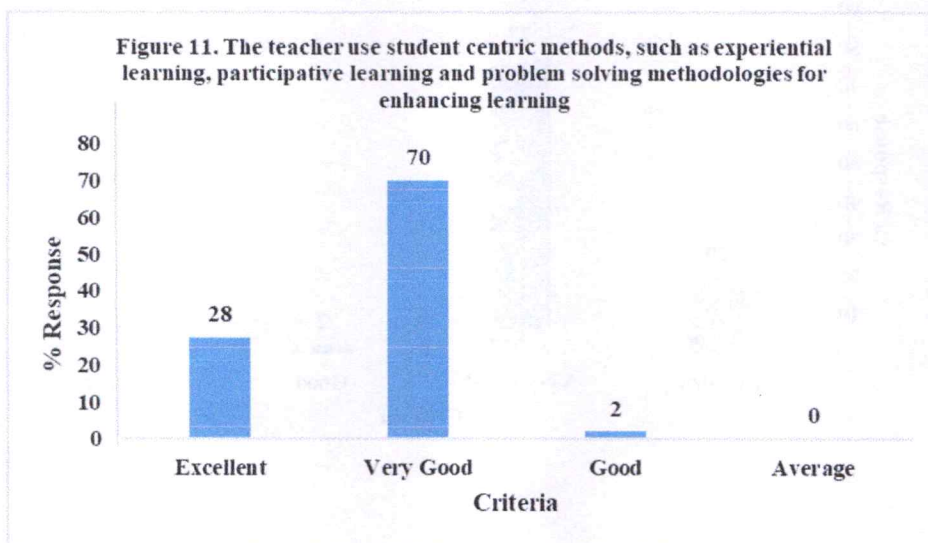


Figure 11 illustrates the findings from the analysis of teachers learning feedback regarding the teacher use student centric methods, such as experiential learning, participative learning and problem solving methodologies for enhancing learning. Among the students from different streams, 28 % considered it excellent, and no one considered it average.





St. Xavier's College, Jaipur

Affiliated to University of Rajasthan, Jaipur
Approved under Section 2(f) and 12(B) of UGC Act, 1956



Figure 12 illustrates the findings from the analysis of teachers learning feedback regarding Teacher encourages you to participate in extracurricular activities. Among the students from different streams, 20 % considered it excellent, and no one considered it average.

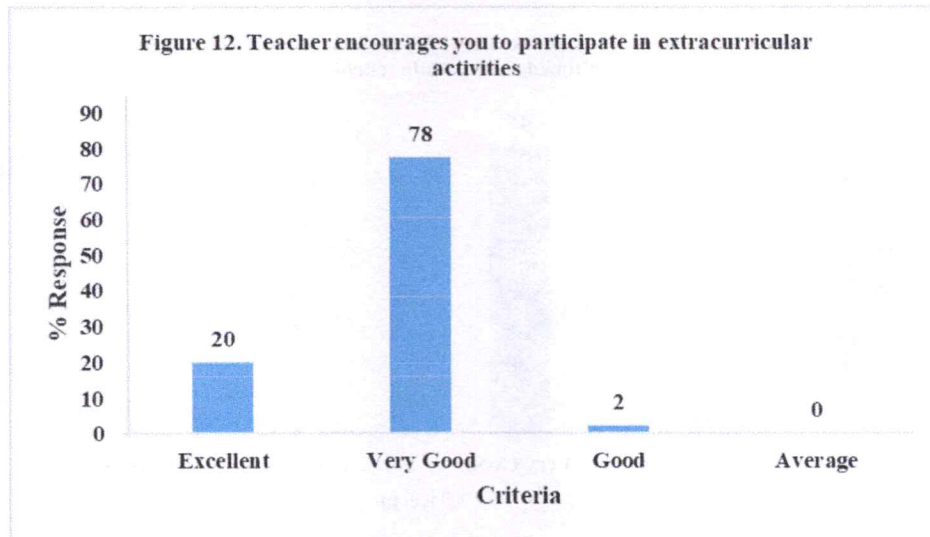
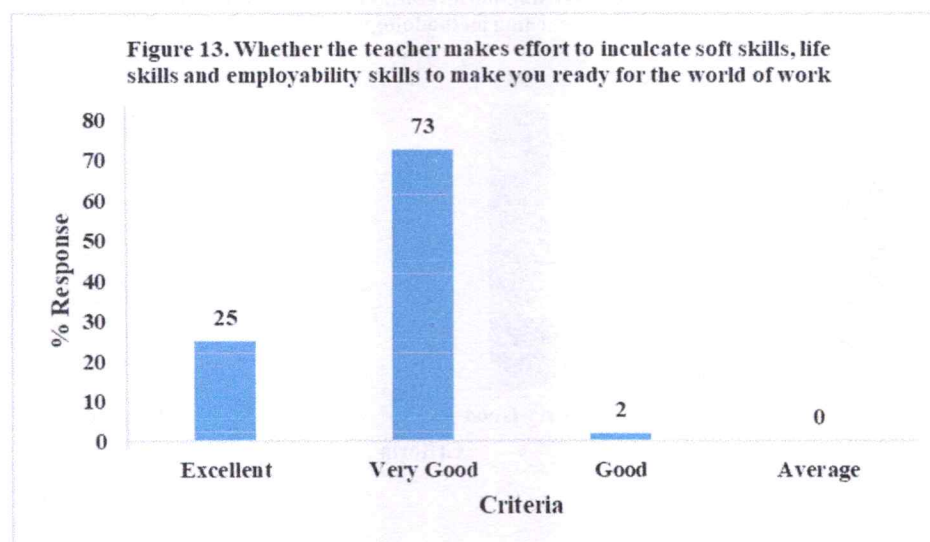


Figure 13 illustrates the findings from the analysis of teachers learning feedback regarding Whether the teacher makes effort to inculcate soft skills, life skills and employability skills to make you ready for the world of work. Among the students from different streams, 25 % considered it excellent, and no one considered it average.





St. Xavier's College, Jaipur

Affiliated to University of Rajasthan, Jaipur
Approved under Section 2(f) and 12(B) of UGC Act, 1956




Figure 14 illustrates the findings from the analysis of teachers learning feedback regarding Whether the teacher uses ICT tools such as LCD projector, Multimedia, etc. while teaching. Among the students from different streams, 20% considered it excellent, and no one considered it average.

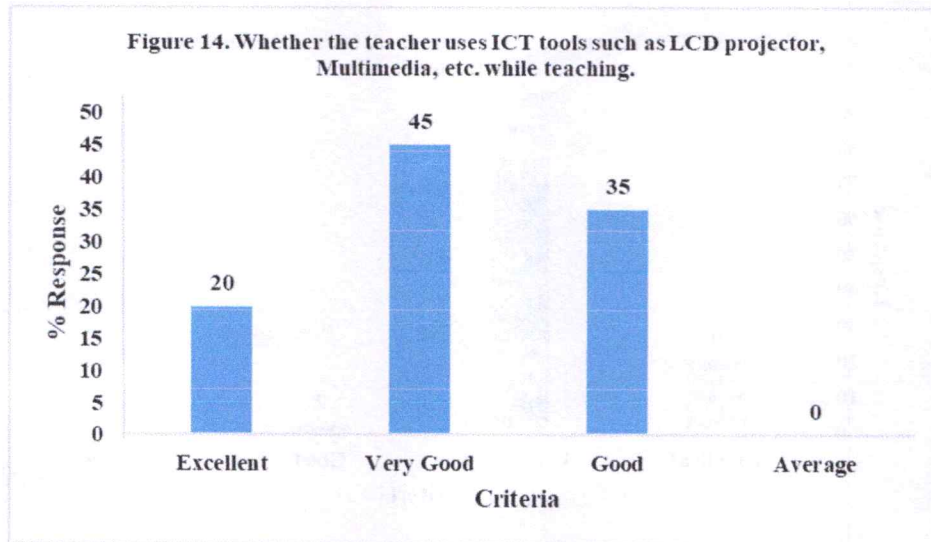
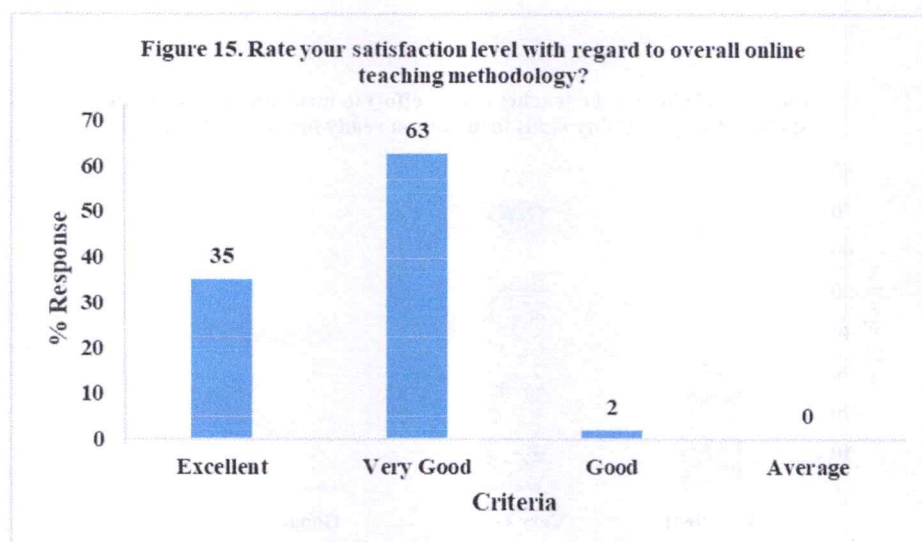


Figure 15 illustrates the findings from the analysis of teachers learning feedback regarding 'Rate your satisfaction level with regard to overall online teaching methodology? Among the students from different streams, 35% considered it excellent, and no one considered it average.





St. Xavier's College, Jaipur

Affiliated to University of Rajasthan, Jaipur
Approved under Section 2(f) and 12(B) of UGC Act, 1956


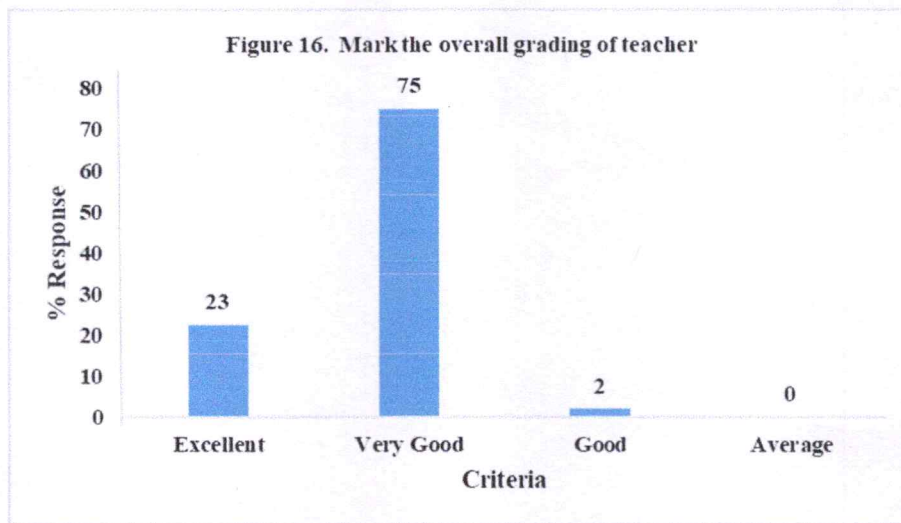


Figure 16 illustrates the findings from the analysis of teachers learning feedback regarding 'Rate your satisfaction level about overall online teaching methodology?'. Among the students from different streams, 23 % considered it excellent, and no one considered it average.



Conclusion and Recommendations:

In conclusion, the feedback highlights the effectiveness of the teaching and mentoring process, with strong positive responses in various aspects. To further enhance teaching methodologies, recommendations include increasing the use of ICT tools, emphasizing practical and experiential learning, and maintaining a focus on soft skills and employability. Regular reviews are advised to ensure ongoing improvements aligned with global developmental needs. The findings affirm the institution's commitment to providing a holistic and quality learning experience.



Principal

Date: 18/2/2020
Hathroi Fort Road, Jaipur


Principal

St. Xavier's College Jaipur
Nevta-Mahapura Road, Jaipur

Coordinator, IQAC


Coordinator
IQAC

St. Xavier's College, Jaipur