



1.4.1 FEEDBACK SYSTEM


STUDENT FEEDBACK ANALYSIS

ACADEMIC YEAR 2020-2021



St. Xavier's College - Jaipur

Affiliated to University of Rajasthan, Jaipur
Approved under Section 2(f) and 12(B) of UGC Act, 1956



TEACHING LEARNING FEEDBACK

Feedback Analysis Report

Academic Session 2020-2021

Introduction

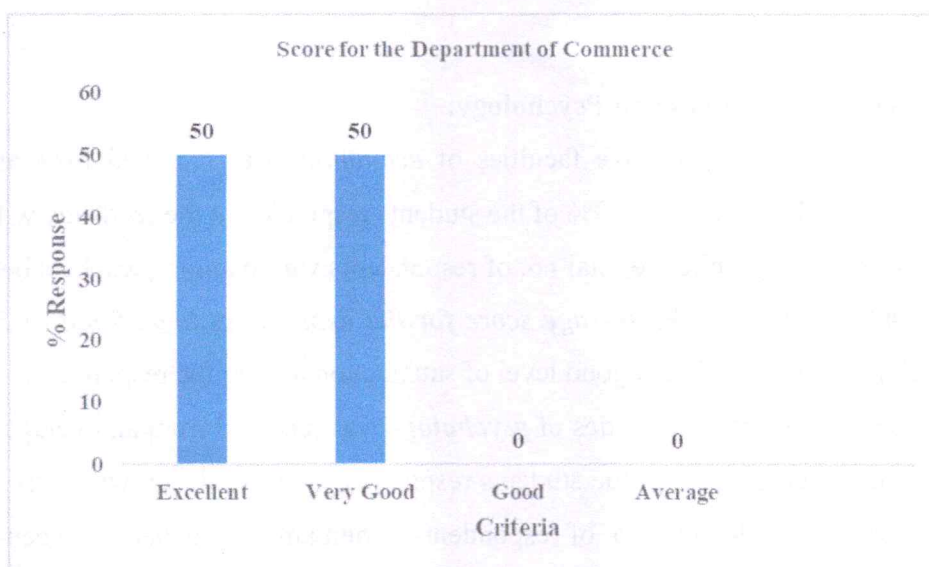
As part of the evaluation process, St. Xavier's College, Jaipur adopts a systematic and transparent procedure of collecting feedback from all the stakeholders. Since students are the most important stakeholders their feedback gives an ample reflection of the scope of improvement. IQAC collects the annual academic feedback on Teaching and Learning Evaluation from students every year. This is a summarized report of the feedback attained from the students of all the departments of the Institution for the academic session 2020-2021.

Mechanism and Aspects of Feedback

For the evaluation process, a well-defined questionnaire is prepared by the IQAC based on the NAAC student satisfaction survey covering various dimensions like teaching pedagogy, student support, and involvement in the development of students. The questionnaire is shared with the students through the ERP and is informed to fill the questionnaires without disclosing their identities, to reveal true reflections about their learnings and the teaching potentials of their eminent professors. It is a summary report of the data collected from the different groups of students from different departments.

Summary of Analysis:


1. Department of Commerce:





St. Xavier's College - Jaipur

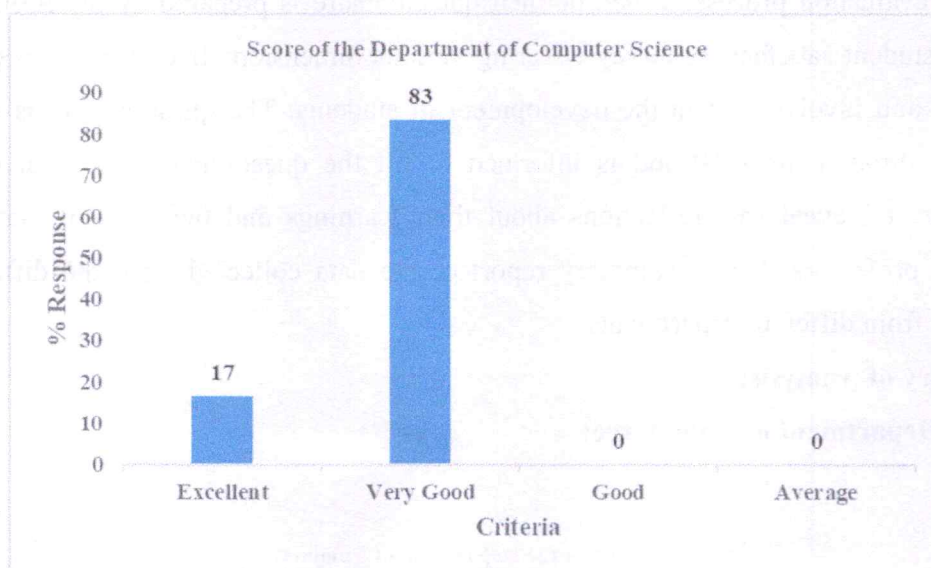
Affiliated to University of Rajasthan, Jaipur
Approved under Section 2(f) and 12(B) of UGC Act, 1956



Feedback for all six faculties of the department was received from an average 26 out of 690 students (an average 6% of the students responded to the feedback with max 31 & min 22 responses) while the total no. of respondents varied among teachers between the range of 3% to 12%. **The average score for the department is 4.48 out of 5** (varying from 3.61 to 4.77), revealing a good level of satisfaction among the respondents.

2. Department of Computer Science:

Feedback for all six faculties of the department was received from an average 38 out of 492 students (average 12% of the students responded to the feedback with max 94 & min 26 responses) while the total no. of respondents varied among teachers between the range of 7% to 19%. **The average score for the department is 4.35 out of 5** (varying from 4.06 to 4.73), revealing a good level of satisfaction among the respondents.



3. Department of Economics and Psychology:


Feedback for all the five faculties of **economics** was received from an average 41 out of 265 students (average 29% of the students responded to the feedback with max 75 & min 14 responses) while the total no. of respondents varied among teachers between the range of 43% to 115%. **The average score for the department is 4.35 out of 5** (varying from 4.08 to 4.70), revealing a good level of satisfaction among the respondents.

Feedback for three faculties of **psychology** was received from an average 60 out of 294 students (average 20% of the students responded to the feedback with max 61 & min 60 responses) while the total no. of respondents varied among teachers between the range

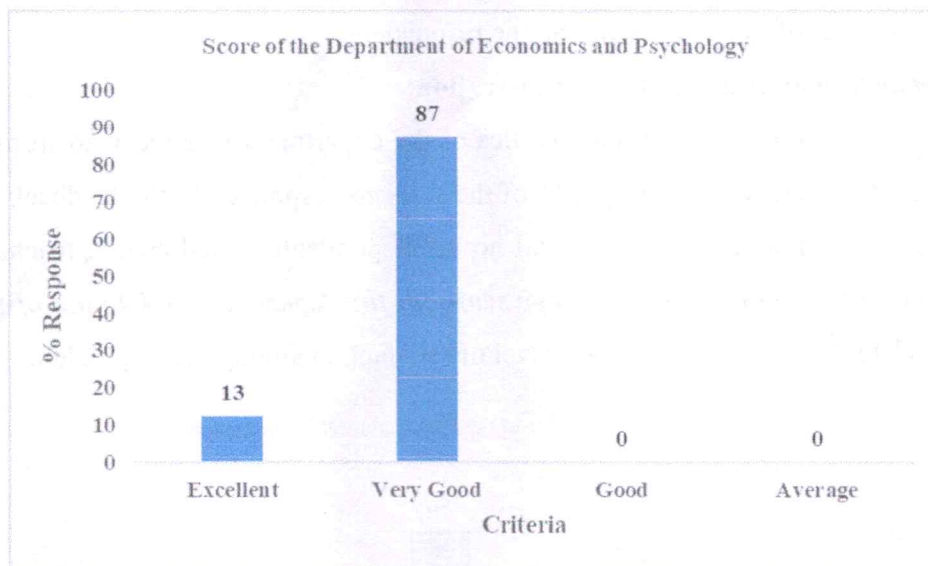


St. Xavier's College - Jaipur

Affiliated to University of Rajasthan, Jaipur
Approved under Section 2(f) and 12(B) of UGC Act, 1956

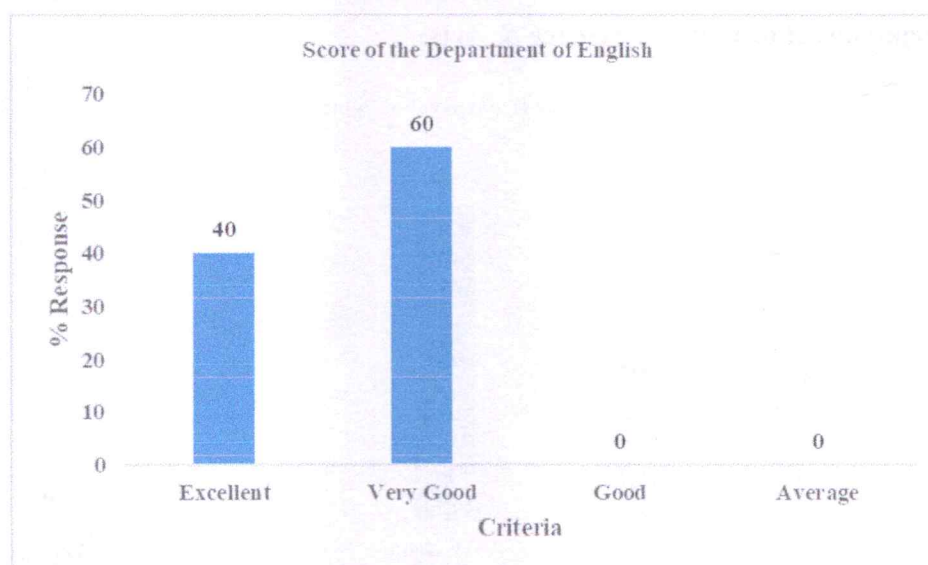


of 20% to 21%. **The average score for the department is 4.29 out of 5** (varying from 3.64 to 4.58), revealing a good level of satisfaction among the respondents.



4. Department of English:


Feedback for all six faculties of the department was received from an average 106 out of 641 students (average 38% of the students responded to the feedback with max 52 & min 41 responses) while the total no. of respondents varied among teachers between the range of 50% to 21%. **The average score for the department is 4.44 out of 5**, revealing a good level of satisfaction among the respondents.





St. Xavier's College - Jaipur

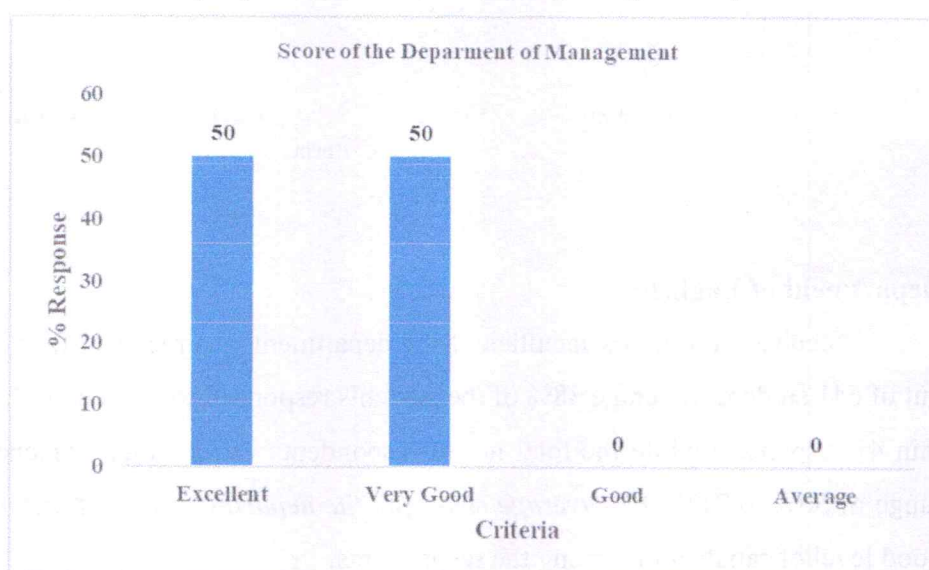
Affiliated to University of Rajasthan, Jaipur
Approved under Section 2(f) and 12(B) of UGC Act, 1956



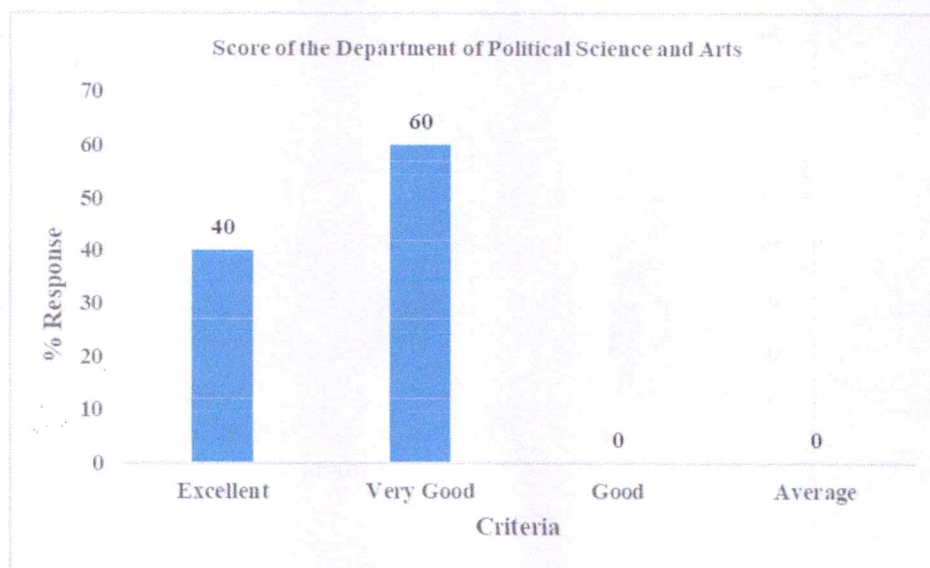
Feedback for **Hindi** was received from 79 out of 328 students (12% of the students responded to the feedback). **The average score for the subject is 4.18 out of 5** revealing a good level of satisfaction among the respondents.

5. Department of Business Administration:

Feedback for all ten faculties of the department was received from an average 22 out of 798 students (average 8% of the students responded to the feedback with max 74 & min 14 responses) while the total no. of respondents varied among teachers between the range of 11% to 2%. **The average score for the department is 4.44 out of 5** (varying from 4.11 to 4.64), revealing a good level of satisfaction among the respondents.



6. Department of Political Science & Arts:





St. Xavier's College - Jaipur

Affiliated to University of Rajasthan, Jaipur
Approved under Section 2(f) and 12(B) of UGC Act, 1956



Feedback for all four faculties of *political science* was received from an average 73 out of 292 students (an average 26% of the students responded to the feedback with max 74 & min 9 responses) while the total no. of respondents varied among teachers between the range of 34% to 24%. **The average score for the department is 4.05 out of 5** (varying from 3.92 to 4.43), revealing a good level of satisfaction among the respondents.

Feedback for *Public Administration* was received from 56 out of 260 students (22% of the students responded to the feedback). **The average score for the subject is 4.44 out of 5** revealing a very good level of satisfaction among the respondents.


Feedback for *Sociology* was received from 32 out of 162 students (20% of the students responded to the feedback). **The average score for the subject is 4.57 out of 5** revealing a good level of satisfaction among the respondents.

Conclusion & Recommendations:

- Overall, the feedback shows a satisfactory response from students regarding teaching-learning, but there are variations in responses and results within and between the departments.
- Majority of the respondents were satisfied with the online teaching methodology of most of the teachers.
- Department-wise wherever the response received from students is less than 20%, then we need to encourage and motivate students to participate seriously in this evaluation process and give feedback to their faculty members.
- In some cases, there are unequal responses received from faculty members within the department, so a step needs to be initiated to encourage students to give feedback for all their faculty members and not just a few.
- In a few cases (some classes) there were no responses received at all, thus efforts should be made by class mentors to motivate students to participate in this process.
- The Individual faculty report should be shared with respective faculty members for their self-assessment and betterment.


PRINCIPAL
Principal
St. Xavier's College, Jaipur
Mahanpura Road, Jaipur
Date: 28 April 2021


Principal


Coordinator
IQAC 28/4/21
St. Xavier's College, Jaipur
Coordinator, IQAC

St. Xavier's College Jaipur
Nevta-Mahapura Road, Jaipur