




7.1.1 STUDENTS' GENDER AUDIT REPORT ACADEMIC YEAR 2022-23





LIST OF TABLES

Table No.	Contents	Page No.
1	Student Enrolment	3
2	Category-wise Enrolment Ratio	4
3	NSS Enrolment Ratio	5
4	UBA Enrolment Ratio	6
5	Rangers and Rovers Enrolment Ratio	7
6	Club Coordinator/Asst. Coordinator	8
7	Department Council Enrolment Ratio	9
8	Xavierite of the Year	10
9	Sports and Games	11
10	Student Council	12
11	IIC Council & E-Cell	13


Principal

St. Xavier's College, Jaipur
Nevta-Mahapura Road, Jaipur





St. Xavier's College initiates a comprehensive gender audit to foster inclusivity and equity within its community. This systematic review aims to identify existing disparities, ensure fair representation, and implement measures to promote gender equality. Through collaborative efforts, the college strives to create a supportive environment for all individuals to thrive.

I. Admission Details

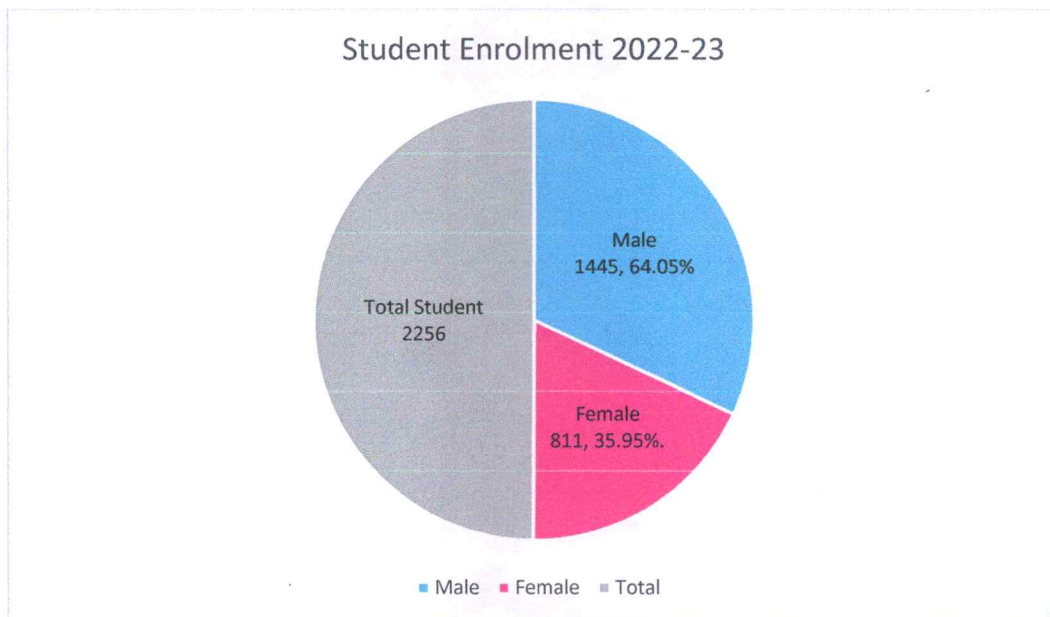
Gross Enrolment Ratio (GER) indicates the enrolment of students into various streams of the institution.

Table 1: Student Enrolment

Year	Male		Female		Total
	No. of Students	Percentage (%)	No. of Students	Percentage (%)	
2022-23	1445	64.05%	811	35.95%	2256

The table shows that majorly male students are enrolled in various streams.

Graphical representation



Janak
Principal

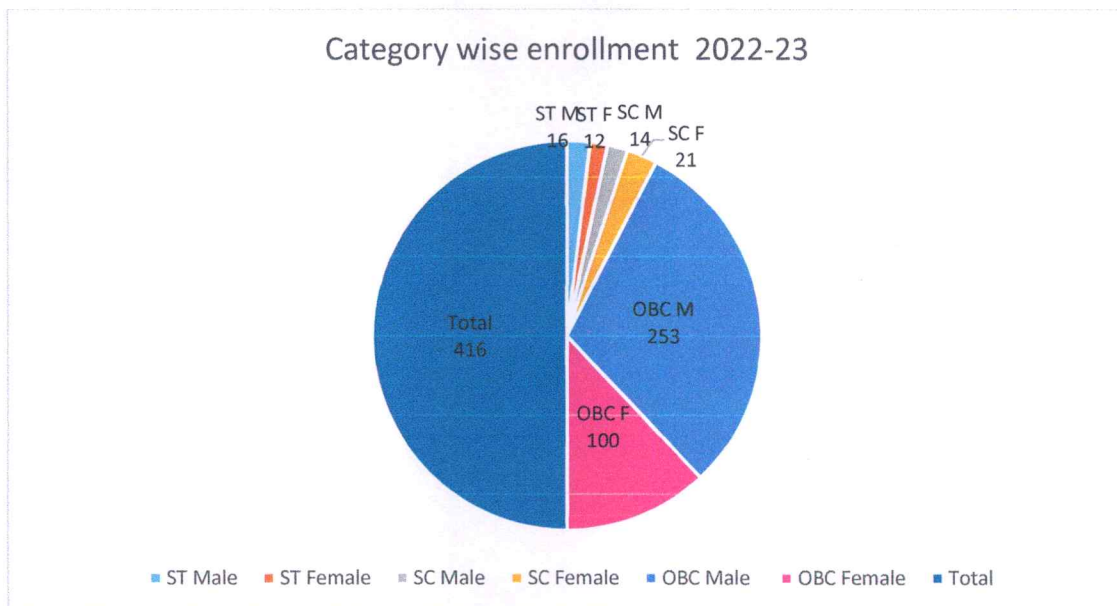
St. Xavier's College, Jaipur
Nevta-Mahapura Road, Jaipur

Table 2: Category-Wise Enrolment Ratio

Year	ST			SC			OBC			Total		
	M	F	T	M	F	T	M	F	T	M	F	T
2022-23	16	12	28	14	21	35	253	100	353	283	133	416

The above table shows the category wise enrolment ratio of students. It is observed that more male students were enrolled in all categories except SC category, where more female students were enrolled.

Graphical representation:




Principal
 St. Xavier's College, Jaipur
 Nevtā-Mahapura Road, Jaipur



II. Extension Activities

National Service Scheme

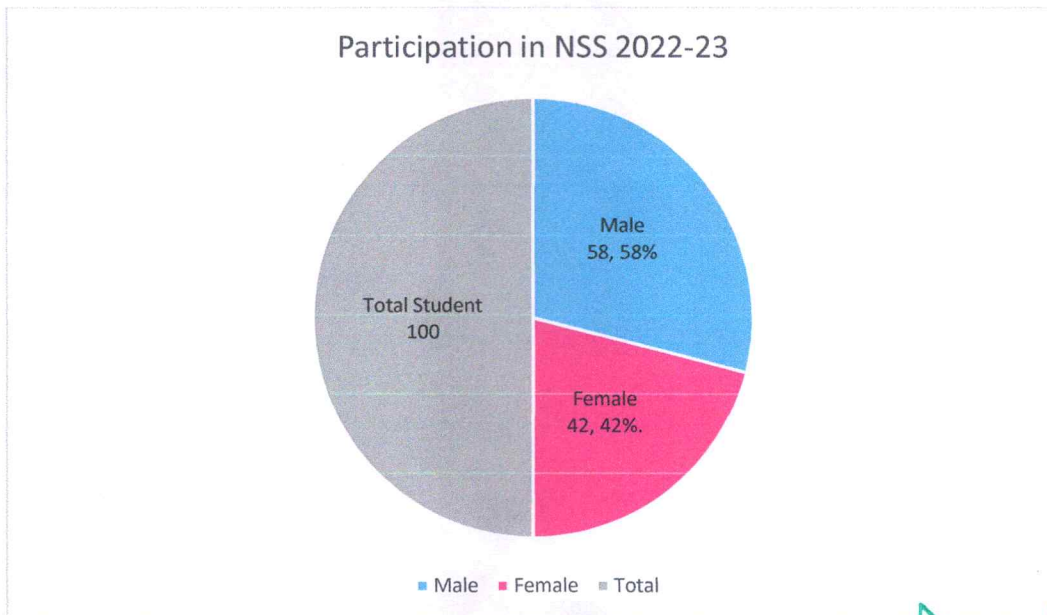
The NSS unit of St. Xavier's College Jaipur aims at the participation, particularly of undergraduate students on a voluntary basis in various activities of social services.

Table: 3 NSS Enrolment Ratio

Year	Male		Female		Total
	No. of Students	Percentage (%)	No. of Students	Percentage (%)	
2022-23	58	58%	42	42%	100

In 2022-23, the NSS unit has more male students as compared to female students.

Graphical Presentation



Principal
Principal

St. Xavier's College, Jaipur
Nevta-Mahapura Road, Jaipur



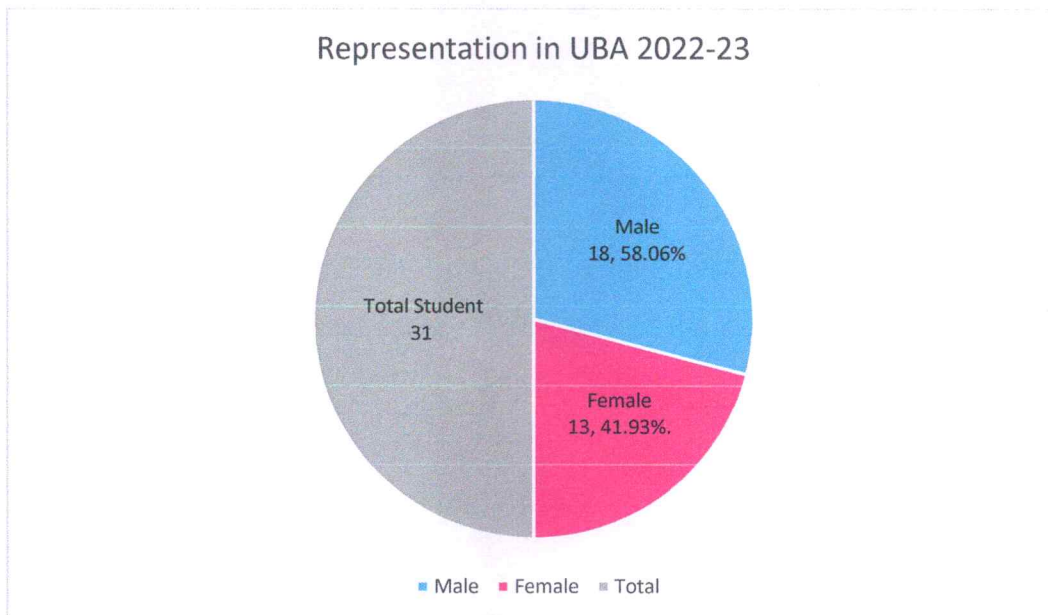
UBA (Unnat Bharat Abhiyan)

Unnat Bharat Abhiyan is a flagship program launched by the Government of India. The primary goal of this initiative is to connect institutions of higher education, including universities and colleges, with rural development processes. St. Xavier's College Jaipur motivates its students to participate in social activities to help the rural communities.

Table: 4 UBA Enrolment Ratio

Year	Male		Female		Total
	No. of Students	Percentage (%)	No. of Students	Percentage (%)	
2022-23	18	58.064%	13	41.93%	31

Graphical Presentation:



[Signature]
Principal
St. Xavier's College, Jaipur
Nevta-Mahapura Road, Jaipur



Scouting: Rovers and Rangers

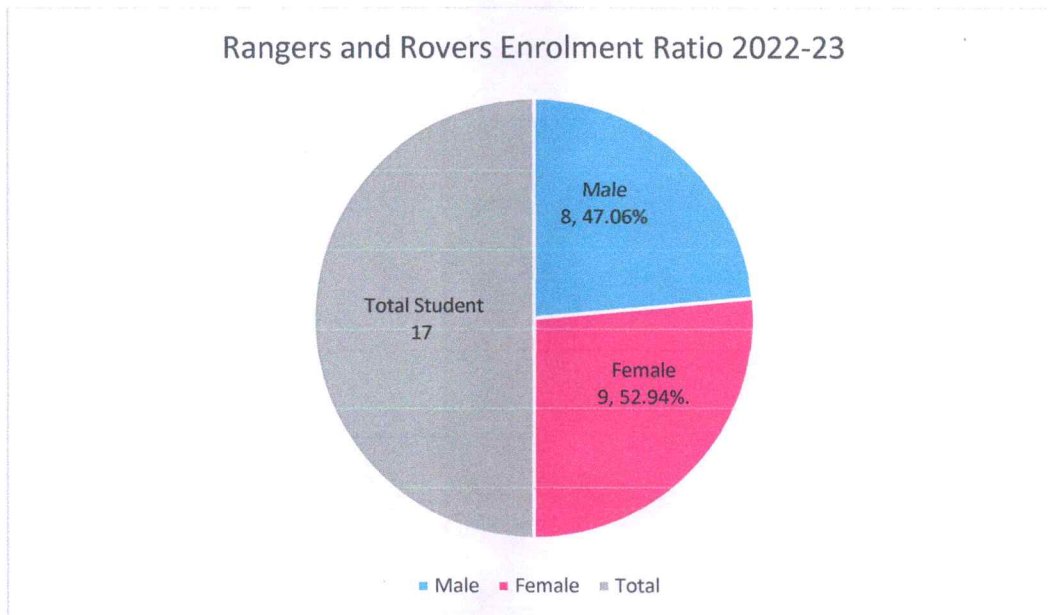
The college has Rangers and Rovers scouting programs for leadership development, outdoor adventure, and community service.

Table: 5 Rovers and Rangers Enrolment Ratio

Year	Male		Female		Total
	No. of Students	Percentage (%)	No. of Students	Percentage (%)	
2022-23	8	47.06%	9	52.94%	17

The enrolment ratio of female students in Rovers and Rangers is more as compared to the male students.

Graphical Presentation:



(Signature)
Principal

St. Xavier's College, Jaipur
Nevta-Mahapura Road, Jaipur

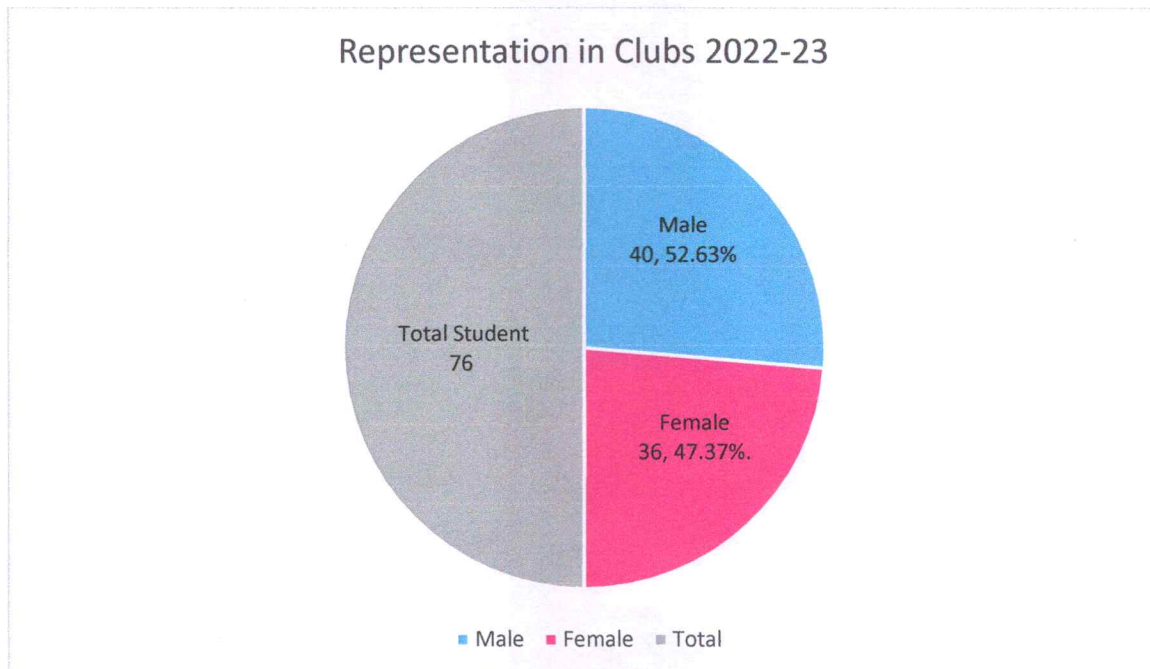
Co-curricular Activities: Clubs Representation

St. Xavier's College promotes its students to lead and manage various clubs like XMS, XDS, XTS, XFS, Arts Club, Literati Club, Red Ribbon Club, & AICUF. So, a gender analysis of coordinator and asst. coordinators is reflected below:

Table: 6 Club Coordinator/Asst. Coordinators

Year	Male		Female		Total
	No. of Students	Percentage (%)	No. of Students	Percentage (%)	
2022-23	40	52.63%	36	47.37%	76

Graphical Presentation:



[Signature]
Principal

St. Xavier's College, Jaipur
Nevta-Mahapura Road, Jaipur



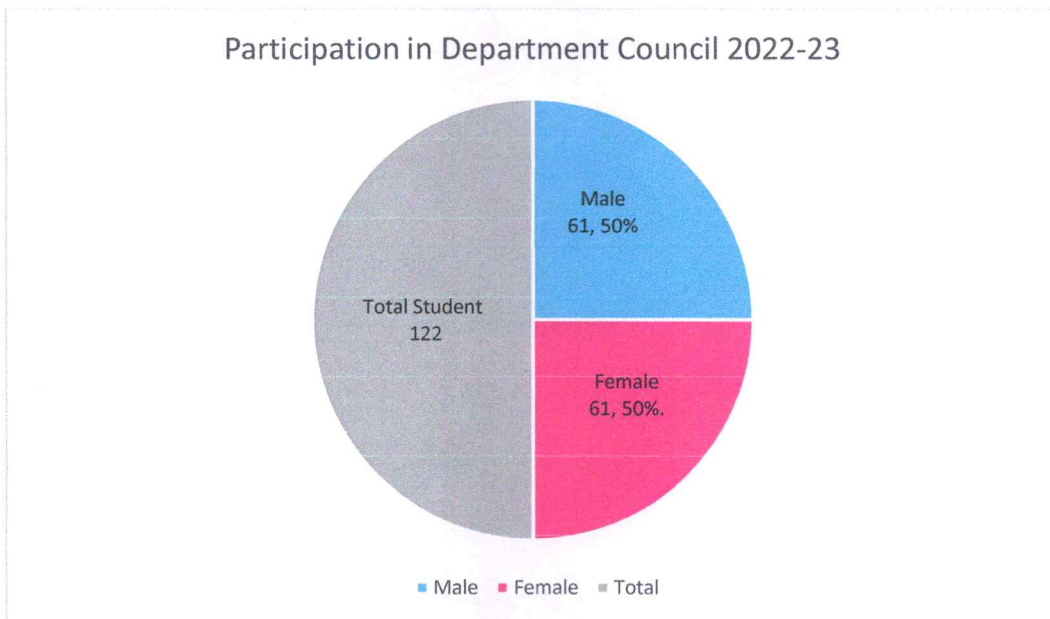
Department Council

Table: 7 Department Council Enrolment Ratio

Year	Male		Female		Total
	No. of Students	Percentage (%)	No. of Students	Percentage (%)	
2022-23	61	50%	61	50%	122

There is an equal participation from both male as well as female.

Graphical Presentation:



Principal

St. Xavier's College, Jaipur
Nevta-Mahapura Road, Jaipur

Xavierite of the Year

Ms. Aakriti Agarwal reached the pinnacle of excellence at Xavier's Institute in the 2022–2023 academic year. Aakriti, who was named the Justice Ranka Xavierite of the Year, showed exceptional talent in several areas, and embodied the ideals of the college: leadership, service, and academic excellence.

Aakriti's academic accomplishments were particularly noteworthy because of her continuously excellent proficiency in her coursework. Her willingness to seek new areas of knowledge and engage with tough issues matched her dedication to intellectual endeavours.



Xaveriete of the Year - Ms. Aakriti Agarwal- Department of Business Administration



[Handwritten Signature]
Principal

Sports and Games

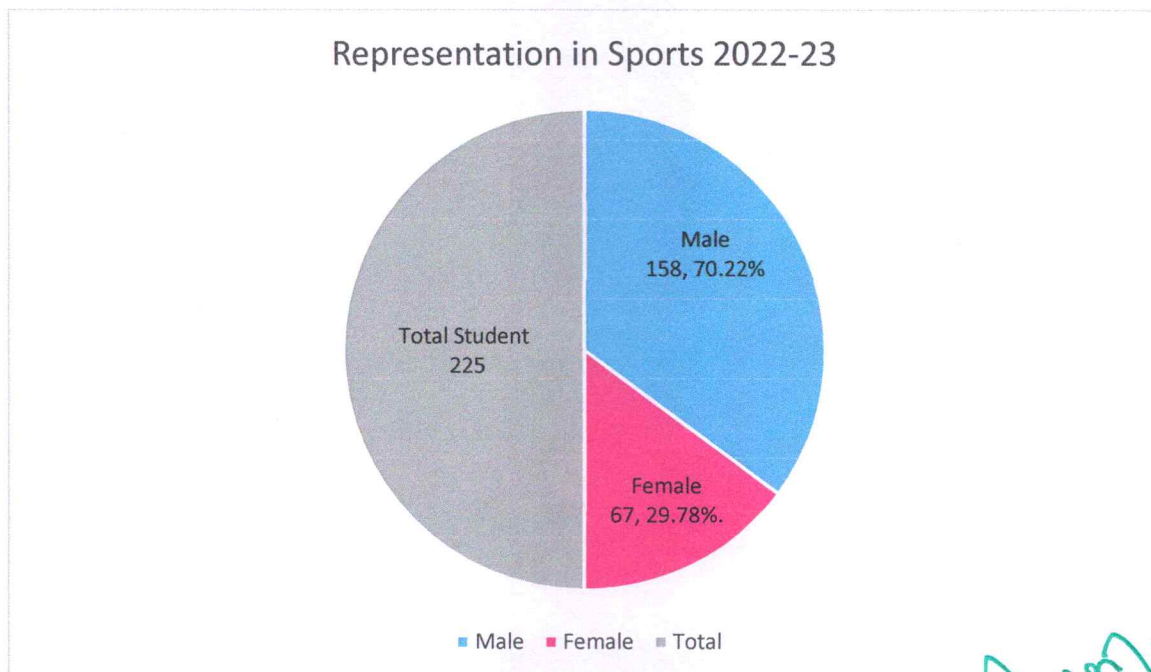
St. Xavier's College Jaipur, encourages its students to participate in various sports and games. The sports faculty helps the students to perform well in sports at university level, State level and National level.


Table: 9 Sports and Games: Participation Rate

Year	Male		Female		Total
	No. of Students	Percentage (%)	No. of Students	Percentage (%)	
2022-23	158	70.22%	67	29.78%	225

The above table shows the percentage of male students is more as compared to female students.

Graphical Presentation:




 Principal
 St. Xavier's College, Jaipur
 Nevta-Mahapura Road, Jaipur



III. Student Council

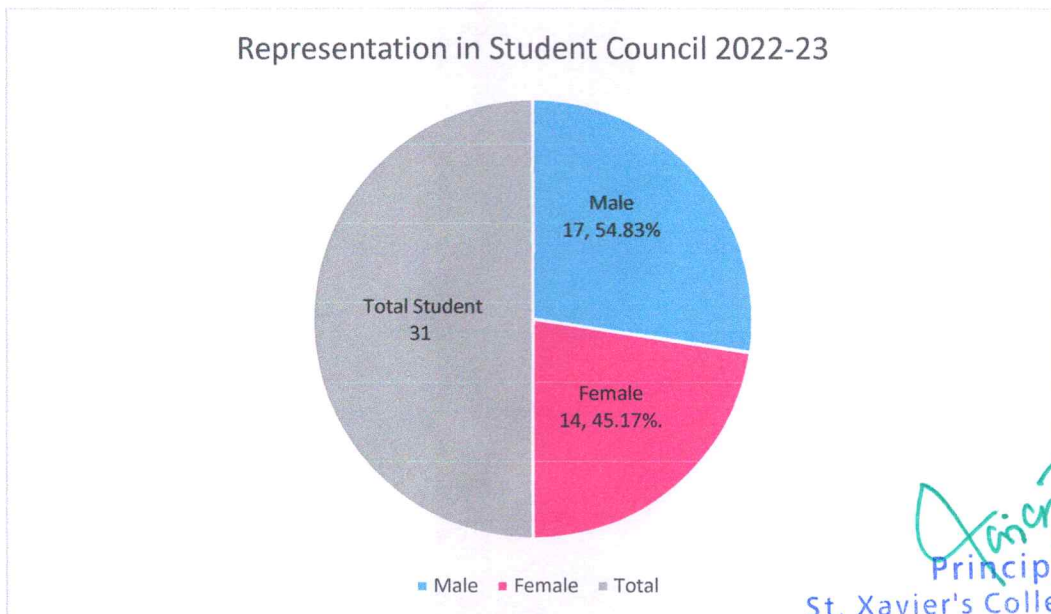
A student council is a representative body of students elected by their peers to voice their opinions and concerns, plan and organize college activities, and contribute to the overall improvement of the college community.

Table 10: Gender Representation in Student Council

Year	Male		Female		Total
	No. of Students	Percentage (%)	No. of Students	Percentage (%)	
2022-23	17	54.83	14	45.17	31

The above table shows that male students are just slightly representation in the student council as compared to females , who share almost and equal representation.

Graphical Presentation:



Principal
Principal
St. Xavier's College, Jaipur
Nevta-Mahapura Road, Jaipur

V. IIC Council & E-Cell

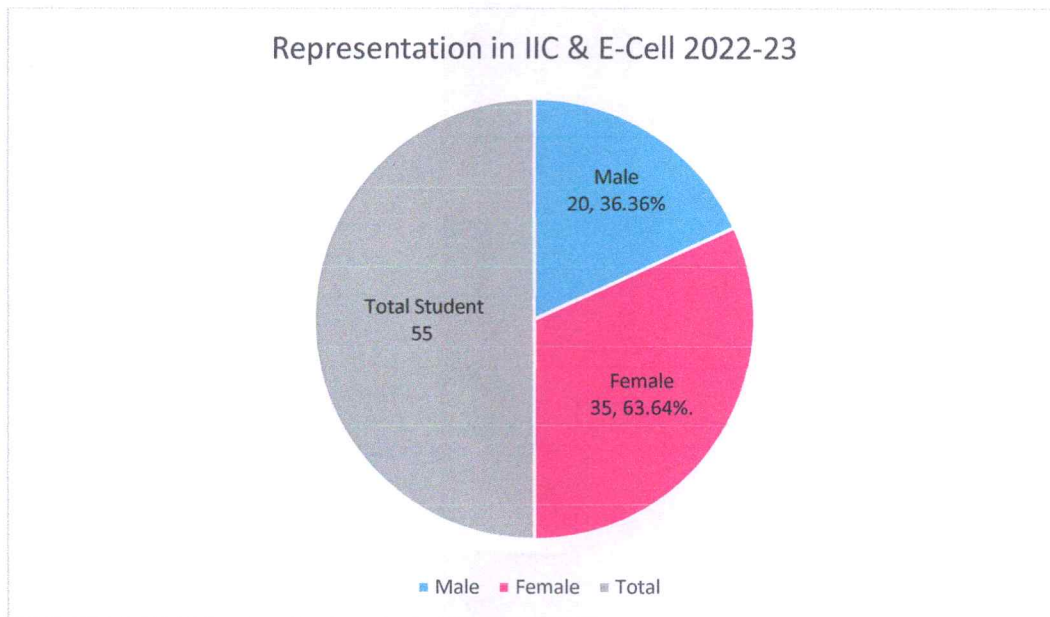
The IIC Council & E-Cell is responsible for overseeing the activities and initiatives of the innovation and incubation centre and entrepreneurial activities in the institute.

Table 11: Representation in IIC & E-Cell

Year	Male		Female		Total
	No. of Students	Percentage (%)	No. of Students	Percentage (%)	
2022-23	20	36.36%	35	63.64%	55

The table clearly depicts that female students have more representation in E-cell than male Students.

Graphical Presentation:



Conclusion: As compared to the previous session 21-22, the participation of female students has increased. In E-cell, Department Council, Club Coordinators and Rovers and Rangers their more presence can be seen.


 Principal

St. Xavier's College, Jaipur
 Nevta-Mahapura Road, Jaipur

+91 9828726366

 info@sxcjpr.edu.in