



7.1.1

STUDENTS' GENDER AUDIT REPORT


ACADEMIC YEAR 2021-22





LIST OF TABLES

Table No.	Contents	Page No.
1	Student Enrolment	3
2	Category-wise Enrolment Ratio	4
3	NSS Enrolment Ratio	5
4	UBA Enrolment Ratio	6
5	Rovers and Rangers Enrolment Ratio	7
6	Club Coordinator/Asst. Coordinator	8
7	Department Council Enrolment Ratio	9
8	Xavierite of the Year	10
9	Sports and Games	11
10	Student Council	12
11	IIC Council & E-Cell	13



St. Xavier's College embarks on a pivotal journey with a gender audit, illuminating paths towards inclusivity and equity. This comprehensive assessment scrutinises policies, practices, and attitudes, fostering a culture of understanding and respect.

I. Admission Details

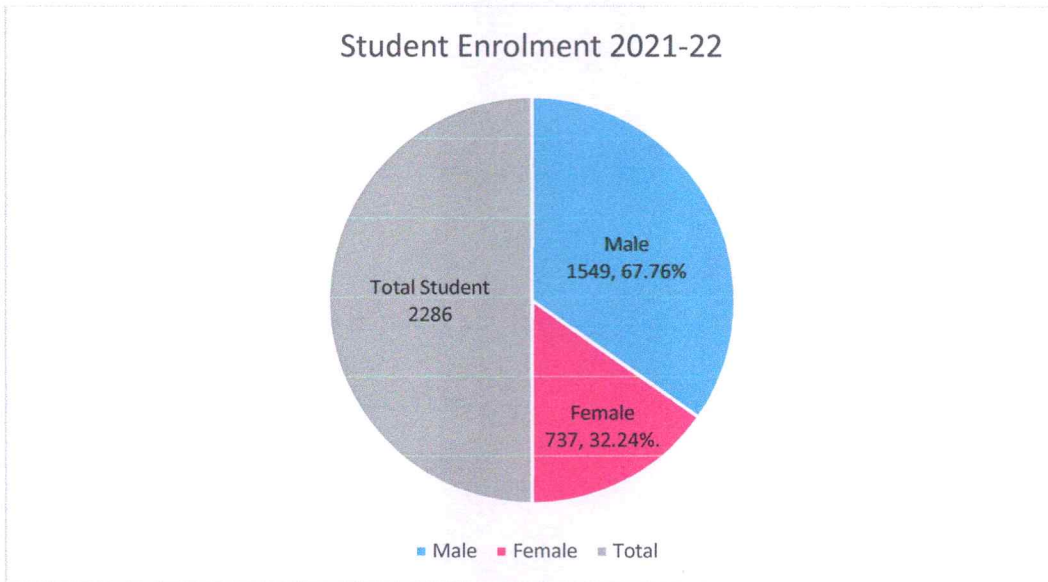
Gross Enrolment Ratio (GER) indicates the enrolment of students into various streams of the institution.

Table 1: Student Enrolment

Year	Male		Female		Total
	No. of Students	Percentage (%)	No. of Students	Percentage (%)	
2021-22	1549	67.76%	737	32.24%	2286

The above table shows that more male students were enrolled than female students.

Graphical representation



[Signature]
Principal

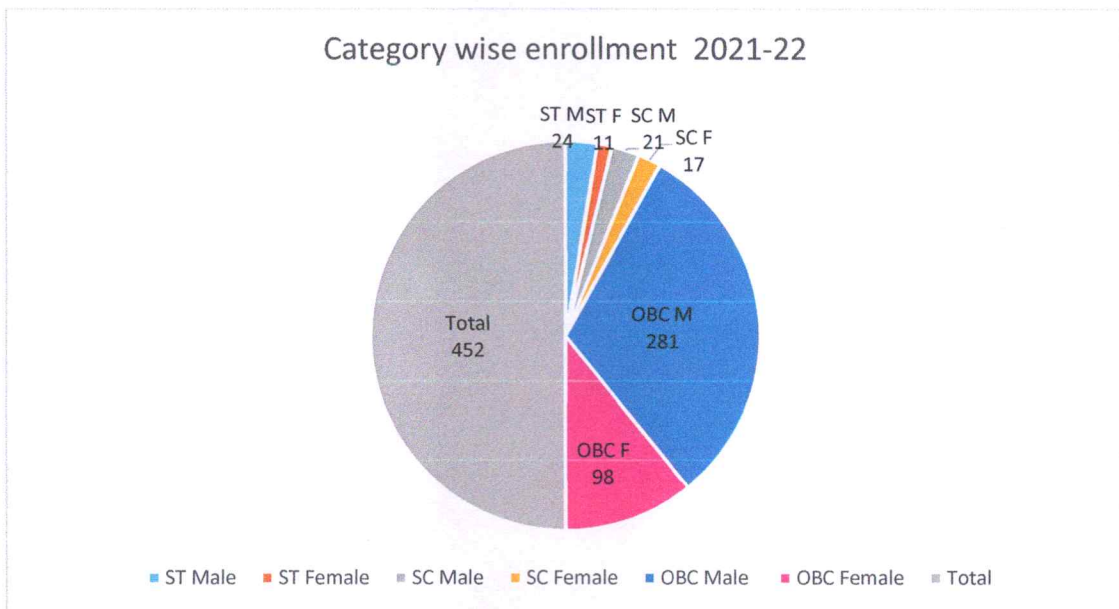
St. Xavier's College, Jaipur
Nevta-Mahapura Road, Jaipur

Table 2: Category-Wise Enrolment ratio

Year	ST			SC			OBC			Total		
	M	F	T	M	F	T	M	F	T	M	F	T
2021-22	24	11	35	21	17	38	281	98	379	326	126	452

The above table shows the category wise enrolment ratio of students. It is observed that more male students were enrolled in all categories.

Graphical representation



[Signature]
Principal

St. Xavier's College, Jaipur
Nevta-Mahapura Road, Jaipur

II. Extension Activities

National Service Scheme

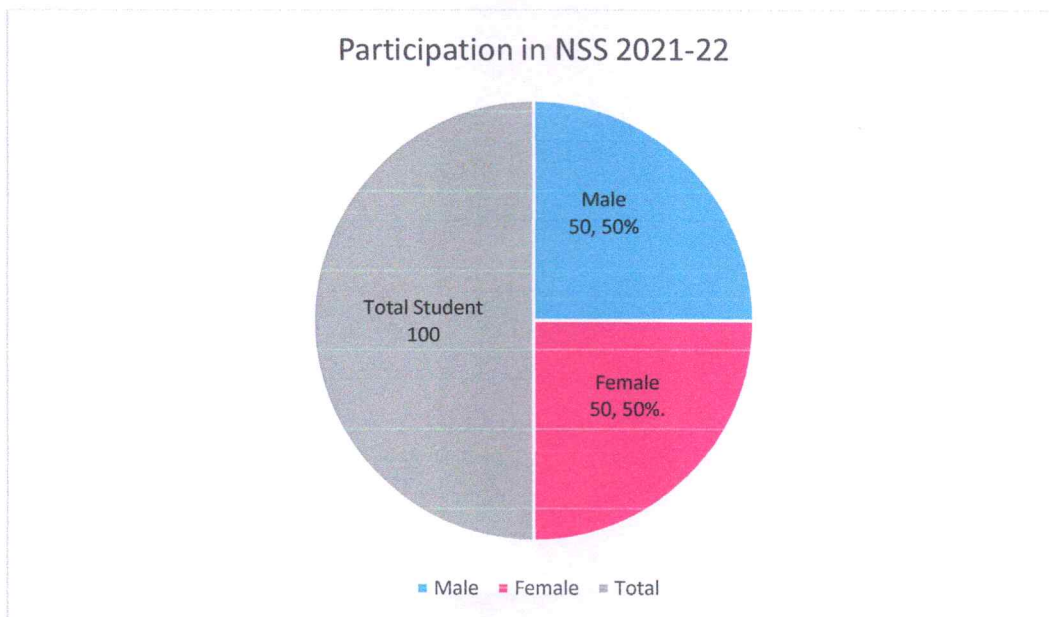
The NSS unit of St. Xavier's College Jaipur aims at the participation, particularly of undergraduate students on a voluntary basis in various activities of social services.

Table: 3 NSS Enrolment Ratio

Year	Male		Female		Total
	No. of Students	Percentage (%)	No. of Students	Percentage (%)	
2021-22	50	50%	50	50%	100

In 2021-22, the NSS unit has equal participation of male students and female students.

Graphical Presentation



(Signature)
Principal
St. Xavier's College, Jaipur
Nevta-Mahapura Road, Jaipur



UBA (Unnat Bharat Abhiyan)

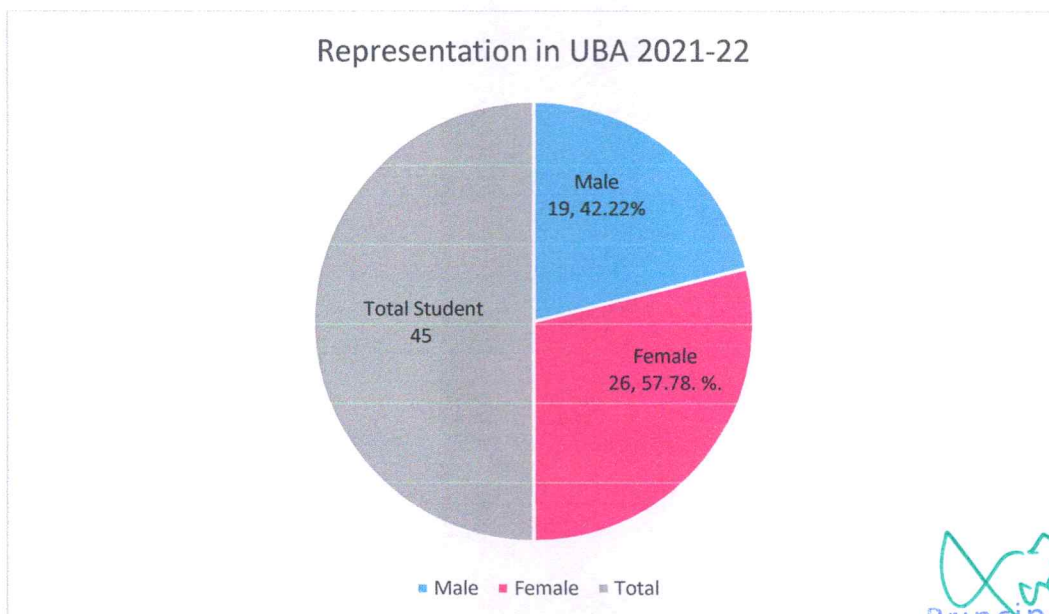
Unnat Bharat Abhiyan is a flagship program launched by the Government of India. The primary goal of this initiative is to connect institutions of higher education, including universities and colleges, with rural development processes. St. Xavier's College Jaipur motivates its students to participate in social activities to help the rural communities by forming a core committee for this purpose.

Table: 4 UBA Enrolment Ratio

Year	Male		Female		Total
	No. of Students	Percentage (%)	No. of Students	Percentage (%)	
2021-22	19	42.22%	26	57.78%	45

From the table, female students are more participative in the UBA core council as compared to male students.

Graphical Presentation:



[Signature]
Principal

St. Xavier's College, Jaipur
Nevta-Mahapura Road, Jaipur



Scouting: Rovers and Rangers

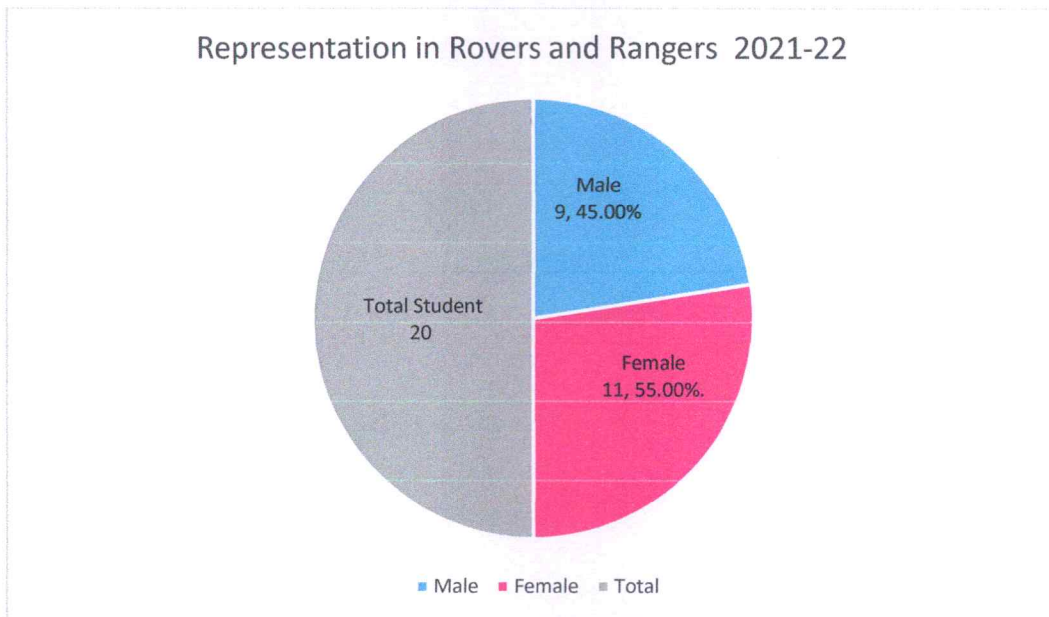
The college has Rovers and Rangers scouting programs for leadership development, outdoor adventure, and community service.

Table: 5 Rangers and Rovers Enrolment Ratio

Year	Male		Female		Total
	No. of Students	Percentage (%)	No. of Students	Percentage (%)	
2021-22	9	45%	11	55%	20

In Rangers and Rovers girls' participation is more as compared to boys' participation.

Graphical Presentation:



Principal
Principal

St. Xavier's College, Jaipur
Nevta-Mahapura Road, Jaipur

III. Co-curricular Activities

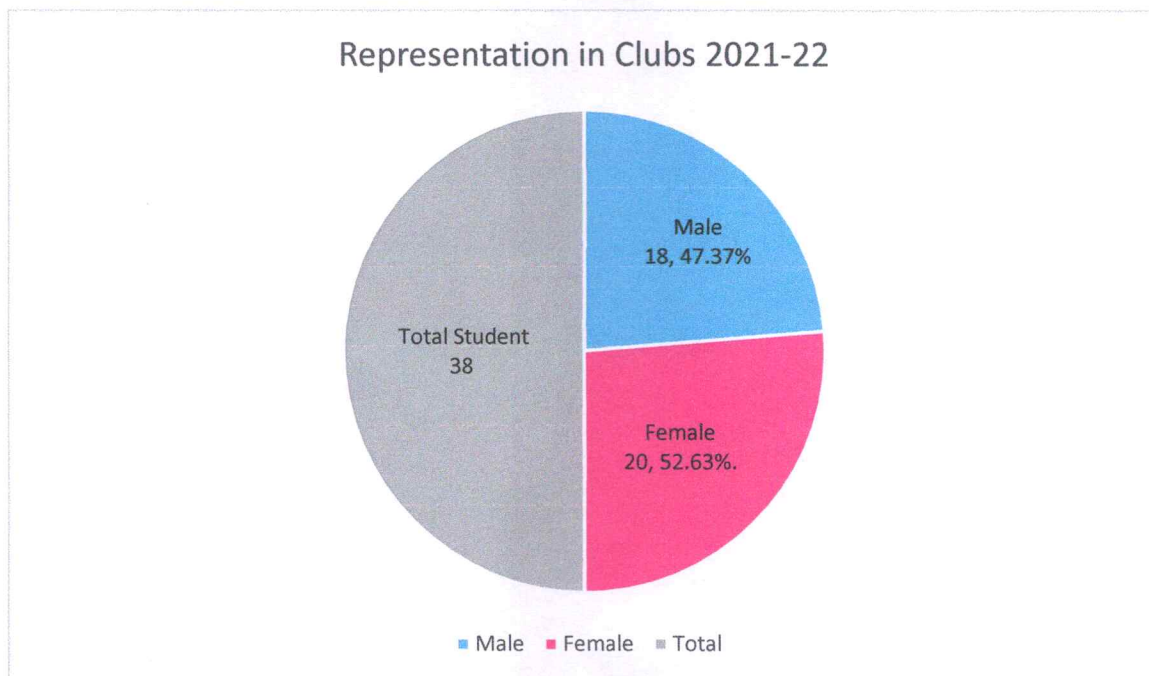
St. Xavier's College promotes its students to participate in various clubs like XMS, XDS, XTS & XFS.

Table: 6 Club Coordinator/Asst. Coordinators

Year	Male		Female		Total
	No. of Students	Percentage (%)	No. of Students	Percentage (%)	
2021-22	18	47.37%	20	52.63%	38

From the graphical presentation it is clear that female hold leading positions in various clubs of the college.

Graphical Presentation:




 Principal
 St. Xavier's College, Jaipur
 Nevta-Mahapura Road, Jaipur



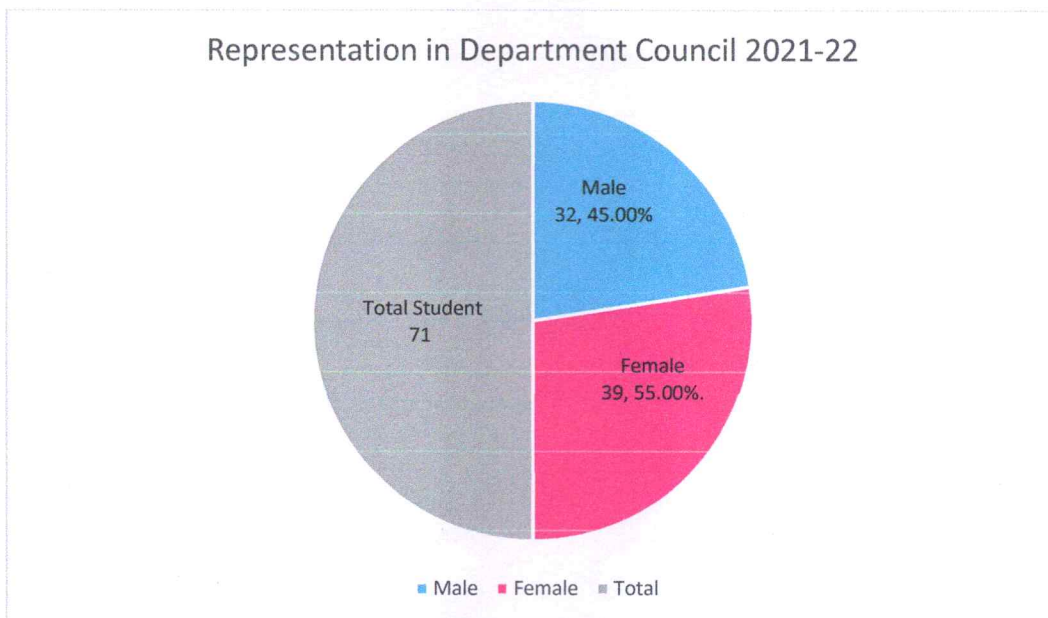
Department Council

Table: 7 Department Council Enrolment Ratio

Year	Male		Female		Total
	No. of Students	Percentage (%)	No. of Students	Percentage (%)	
2021-22	32	45%	39	55%	71

The participation of female is more in department council.

Graphical Presentation:



Principal
Principal

St. Xavier's College, Jaipur
Nevta-Mahapura Road, Jaipur

Xavierite of the Year

When it comes to academic performance, leadership skills, and a steadfast commitment to community service, **Mr. Nihar Vyas**—a notable member of the Xavierite fraternity from the 2019–22 session—stands out as an inspiration and the epitome of total success. Nihar, who was named the 2021–2022 Justice Ranka Xavierite of the Year, is the perfect example of perfection in every way.

Nihar's outstanding academic success went beyond just grades; it demonstrated a deep comprehension and enthusiasm for learning. He constantly set new standards and motivated classmates to pursue academic excellence because of his unquenchable curiosity and commitment to learning.

Outside of the classroom, Nihar's leadership skills were evident as he skilfully and imaginatively oversaw several projects and organisations.



Xaverite of the Year- Nihar Vyas Department of English



Sports and Games

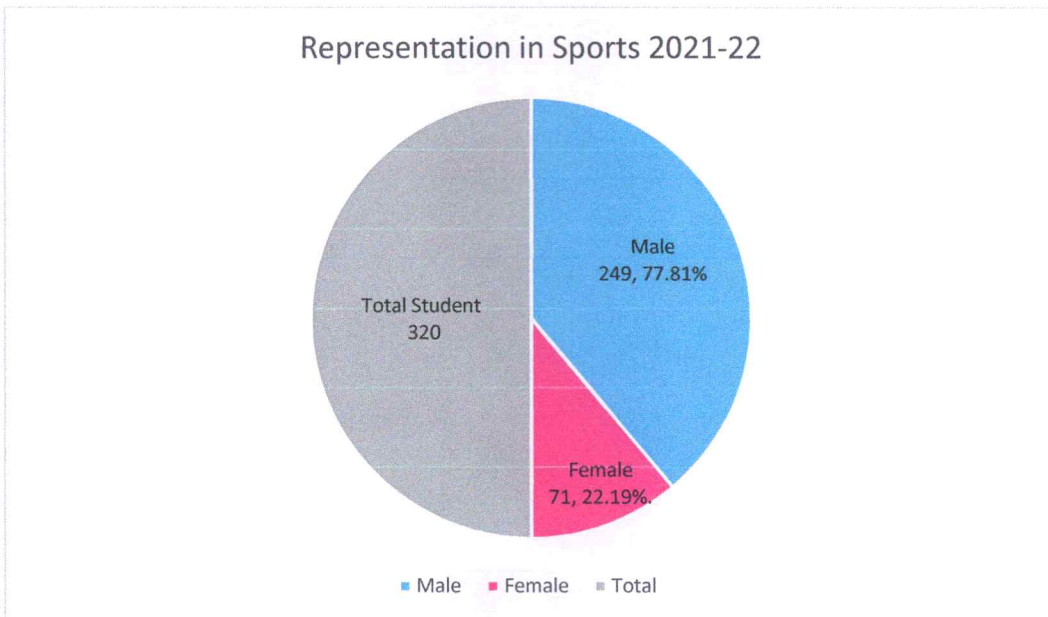
St. Xavier's College Jaipur, encourages its students to participate in various sports and games. The sports faculty helps the students to perform well in sports at university level, State level and National level.

Table: 9 Sports and Games: Participation Rate

Year	Male		Female		Total
	No. of Students	Percentage (%)	No. of Students	Percentage (%)	
2021-22	249	77.81%	71	22.19%	320

The above table shows the percentage of boys is more as compared to girl students.

Graphical Presentation:



[Signature]
Principal
St. Xavier's College, Jaipur
Nevta-Mahapura Road, Jaipur

IV. Student Council

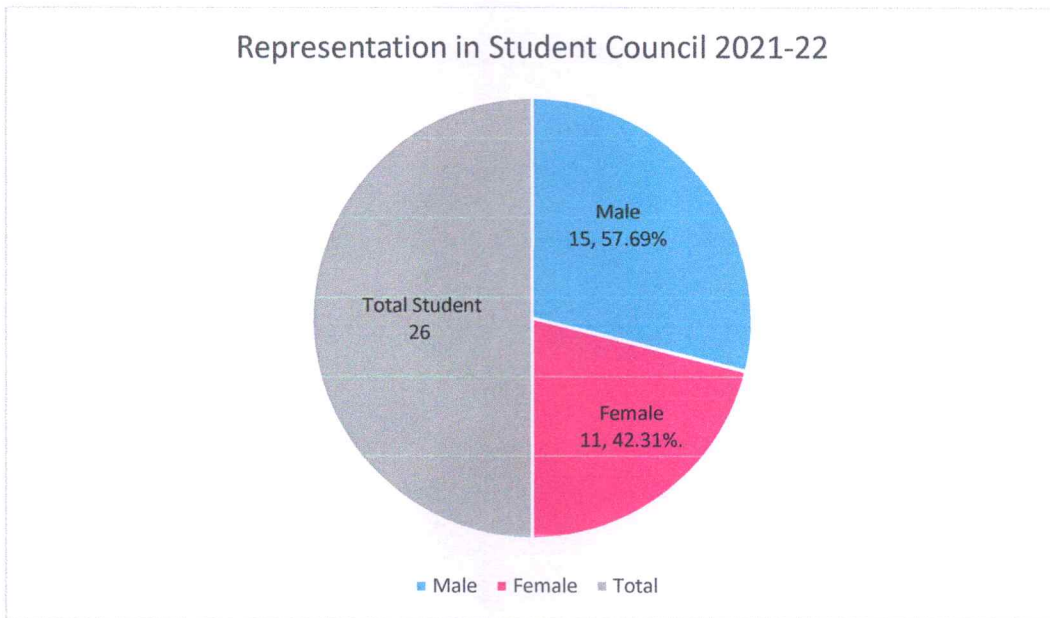
A student council is a representative body of students elected by their peers to voice their opinions and concerns, plan and organize college activities, and contribute to the overall improvement of the college community.

Table 10: Representation in Student Council

Year	Male		Female		Total
	No. of Students	Percentage (%)	No. of Students	Percentage (%)	
2021-22	15	57.69%	11	42.31%	26

The above table shows that boy's participation is more but the president **Ms Kanvika Sharma**, heads the student council and depicts building of leadership qualities among female students.

Graphical Presentation:




 Principal
 St. Xavier's College, Jaipur
 Nevta-Mahapura Road, Jaipur

V. IIC Council & E-Cell

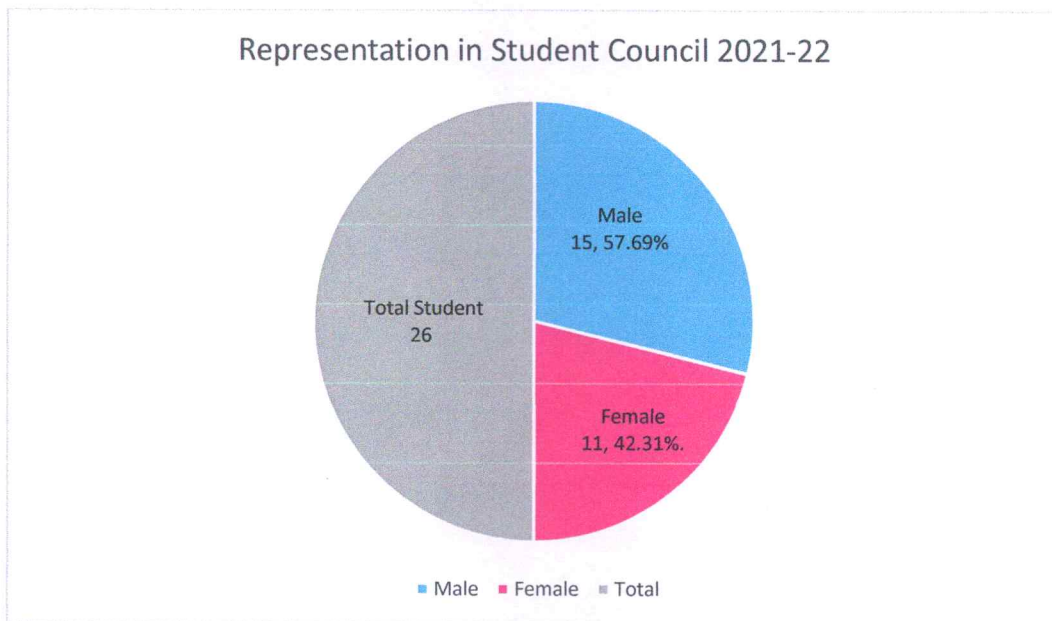
The IIC Council & E-Cell is responsible for overseeing the activities and initiatives of the innovation and incubation centre and entrepreneurial activities in the institute.

Table 11: Representation in IIC & E-Cell

Year	Male		Female		Total
	No. of Students	Percentage (%)	No. of Students	Percentage (%)	
2021-22	9	47.36%	10	52.63%	19

The table clearly depicts that female students have more representation than male Students.

Graphical Presentation:



Conclusion: In conclusion, the audit findings unveil areas of strength and opportunities for enhancement. With a commitment to continuous improvement, the organisation embraces these insights as catalysts for positive change, ensuring sustained success and alignment with its objectives.


 Principal

St. Xavier's College, Jaipur
Nevta-Mahapura Road, Jaipur